

VOL 24 • AUGUST 2014

HANDMADE

LUXURIOUS LAVENDER FIZZY FOOT BOMB

KIDS ARE BACK IN SCHOOL
UNWIND WITH A LITTLE “ME TIME”

THIS MONTH'S INSPIRATION:

HARVEST HONEY
OFF TO SCHOOL
LEMON LAVENDER

SALE CALENDAR & COUPONS
ON PAGE 35

FEATURED INDUSTRY ARTICLE:

**HOW TO CAPTURE
BACK TO SCHOOL BUSINESS**

IN THIS ISSUE:

DIY SOAP, BATH & BODY RECIPES, SHOW & TELL
HIGHLIGHTS, BUSINESS ARTICLES, SALE CALENDAR,
COUPONS & MORE.

www.wholesalesuppliesplus.com/handmade



Lemon Lavender 
SEASONAL SCENTS & TRENDS

Pg. 19



LUXURIOUS LAVENDER FIZZY FOOT BOMBS


Enjoy a relaxing lavender treat for your feet! This recipe uses Natural Lavender Buds and Epsom Salts to pamper yourself while the kids are back at school.

ON THE COVER

- 4** Harvest Honey
- 10** Off To College
- 16** Lemon Lavender - "Me Time"
- 19** Luxurious Lavender Fizzy Foot Bombs
- 27** How To Capture Back To School Business

IN EVERY ISSUE

- 22** Featured Product Picks



CraftersChoice®

FEATURED FAVORITES:
New & Noteworthy - Page 22

- 38** Featured Q&A, Contest Winners
- 39** WSP Sale Calendar & Monthly Coupons
- 68** Recent Issues

RECIPES

- 6** Tupelo Honey & Almond Lip Balm
- 7** Honey Facial Bar Soap
- 8** Honey Bubble Bear
- 9** Sweet as Honey Cold Process Soap
- 12** Black Raspberry Shower Gel Kit
- 13** Pre-Shave Body Polish & Shaving Cream
- 14** Dry Shampoo
- 15** Whipped Acai Butter
- 18** Lemon Bubble Cakes
- 19** Lavender Foot Bombs
- 20** Lemon Lavender Foot Cream
- 21** Natural Lavender Milk Cold Process Soap

Pg. 7



Detergent Free Honey Facial Bar Soap Recipe

This recipe uses a special blend of Myrrh Gum Powder and Honey. Myrrh Gum Powder has been used medicinally for over 2,000 years because of its believed antiseptic, detoxifying and anti-inflammatory properties. It is very popular in soap and facial masks as it is believed to reduce blemishes while calming and rejuvenating tired skin.



Pg. 4

HARVEST HONEY

Bee inspired by this sweet trend for the end of summer. Perfect for the harvest season.

ARTICLES

- 24** Bubble, Bubble No Toil and No Trouble
By: Catherine McGinnis

- 25** Don't Dread Change, Be Inspired By It!
By: Marla Tabaka



FEATURED ARTICLE:
Honey Laundering Guidelines
for Formulators - Page 26

- 26** Honey Laundering Guidelines for Formulators
By: Alison Kontur

- 27** How to Capture Back to School Business
By: Stephanie Taylor Christenson

- 28** Profit Vs. Cash Flow
By: Geoffrey Michael

FEATURED TRENDS


- 30** Sunflower Power
31 Salts, Parsley, Mango



TREND WATCH:
Salts, Parsley, Mango - Page 31

- 32** End of Summer Trends
33 Show & Tell Highlights

Pg. 22



NEW & NOTEWORTHY - Silicone Molds

New Silicone Molds are guaranteed to be one of your new favorite products from Crafter's Choice!

FRAGRANCE OF THE MONTH

ON SALE IN AUGUST

Crafters Choice™
Lavender Fragrance Oil 91



"Nice and pleasant. My customers love this nice, clean and relaxing fragrance. I like the scent of lavender."

★★★★★ Customer Review - Dorene 4/2014

FEATURE

BEE INSPIRED

Harvest Honey



TREND: *Harvest Honey* INSPIRED BY: *Back To Nature*

Honey is high in antioxidants and it's antibacterial properties make it great for preventing acne and fighting aging. Honey products are popular all year-round but you can find them even more abundantly in the harvest season. Adding honey to your product line is the perfect way to wrap up the summer and bring in the fall. Honey lip balms, soaps, and moisturizers are guaranteed to be popular with customers of all ages.

SWEET AS HONEY



*Detergent Free Honey
Melt & Pour Soap Base*

WE SPOTTED THIS TREND

HARVEST HONEY PRODUCTS IN RETAIL

Honey scents and additives are popping up in retail.



Honey and Shea Sugar Scrub
burtsbees.com



Honey Bee Bath Bomb
lushusa.com



Honey Do Shampoo
A Beautiful Life • urbanoutfitters.com

RECIPES FOR THIS TREND

HARVEST HONEY RECIPES IN THIS ISSUE

Perfect additions to your seasonal product line.



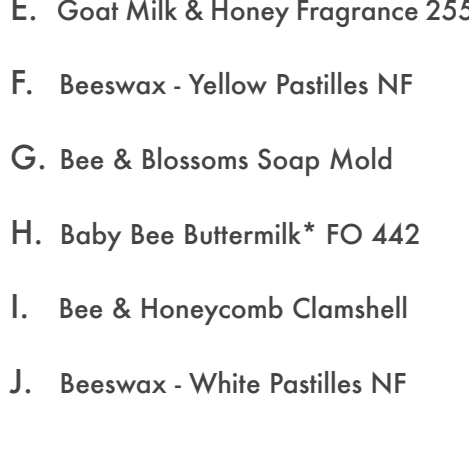

Tupelo Honey & Almond Lip Balm
Page 6



Detergent Free Honey Facial Bar Soap
Page 7



Honey Bear Bubble Bath
Page 8



HARVEST HONEY FEATURED INGREDIENTS:

- A. Tupelo Honey Sweetened Flavor Oil
- B. Filigree Bee Soap Mold (MW 01)
- C. Bee Fancy Soap Mold (MW 41)
- D. Bee and Honeycomb Soap Mold
- E. Goat Milk & Honey Fragrance 255
- F. Beeswax - Yellow Pastilles NF
- G. Bee & Blossoms Soap Mold
- H. Baby Bee Buttermilk* FO 442
- I. Bee & Honeycomb Clamshell
- J. Beeswax - White Pastilles NF

MOISTURIZING LIP BALM RECIPE: TUPELO HONEY & ALMOND

The almond butter along with the sweet almond oil will help keep your lips moisturized and hydrated. The Tupelo Honey flavor oil gives it just the right amount of sweetness!

Project Level: Easy
Estimated Time: 1/2 Hour
Yields: 24 Lip Balms

WHAT YOU NEED:

- 2 Ounce(s) Crafters Choice™ Almond Butter Blend
- 1 Ounce(s) Beeswax - White Pastilles NF
- 1 Ounce(s) Crafters Choice™ Candellila Wax
- 1 Ounce(s) Crafters Choice™ Castor Oil
- 1 Ounce(s) Crafters Choice™ Sweet Almond Oil
- 4 ml(s) Crafters Choice™ Vitamin E Natural T-50
- 10 ml(s) Tupelo Honey - Sweetened Flavor Oil 670
- 24 0.15 oz Lip Tube Only - NATURAL, ROUND
- 24 Cap for Lip Tube - Natural, Round
- 1 Piece(s) Crafters Choice™ Droppers - Plastic
- 1 Piece(s) Crafters Choice™ Beaker - Natural
- Digital Scale
- Glass Pyrex Bowl
- Measuring Spoons
- Microwave or Double Boiler
- Mixing Spoon

DIRECTIONS:

1. NOTE: If you are making these products for sale, good manufacturing practices recommend you wear a hairnet, gloves and a mask. We also recommend a clean apron.
2. Measure out all of the ingredients.
3. Place the waxes in a glass pyrex bowl. Or, if you prefer, the waxes can be melted in a double boiler.
4. Heat waxes until they are 3/4 melted. Remove from heat.
5. Add the measured out Almond Butter Blend, return to double boiler or microwave. Melt butters and waxes completely.
6. Add Castor Oil, Sweet Almond Oil, Vitamin E and Tupelo Honey Sweetened Flavor Oil. Stir to blend in. If the mixture thickens, return to heat until liquid again.
7. Using a plastic dropper or beaker, fill lip tubes with liquid.
8. Let product cool completely. Cap and label.
9. If desired, use shrink wrap bands 28 x 63 to make tubes tamper-proof.

INCI INGREDIENT LABEL:

Prunus Amygdalus Dulcis (Sweet Almond) Oil (and) Hydrogenated Vegetable Oil, Beeswax, Euphorbia Cerifera (Candelilla) Wax, Ricinus Communis (Castor) Seed Oil, Prunus Amygdalus Dulcis (Sweet Almond) Oil, Flavor, Tocopherol



Handmade Magazine is not responsible for the products you create from our supplies. You alone are responsible for product and recipe testing to ensure compatibility and safety.

CREATIVE TIPS FOR THIS RECIPE:

Remix this recipe by changing the butter and flavor oil combinations to make a totally different product.

Try some of these fun combinations:

- Lemon Butter with Candied Lemon Drop Flavor Oil
- Cranberry Butter with Double Bubble Gum Flavor Oil
- Green Tea Butter with Peppermint Flavor Oil



INGREDIENT HIGHLIGHT:

BEESWAX WHITE PASTILLES

Beeswax can vary in color from yellow to black, as the pollen carried by the bee affects the coloration. This product has been filtered and cleaned.

“Easy to Work With ! Very happy with this beeswax.
Versatile and easy to work with.”



Customer Review - Tabitha 5/2014

DETERGENT FREE MP SOAP RECIPE: HONEY FACIAL BAR SOAP

Myrrh Gum Powder has been used medicinally for over 2,000 years because of its believed antiseptic, detoxifying and anti-inflammatory properties. It is very popular in soap and facial masks as it is believed to reduce blemishes while calming and rejuvenating tired skin.

Project Level: Easy
Estimated Time: 1 Hour
Yields: 10 - 3oz Bars

WHAT YOU NEED:

- 2 Pound(s) Detergent Free Honey Soap - 2 lb Tray
- 5 Teaspoon(s) Crafters Choice™ Myrrh Gum Powder
- 22.5 ml(s) Summer Honey - Certified 100% Natural 395
- 1 Piece(s) Filigree Bee Soap Mold (MW 01)
- 1 Piece(s) Natural Raffia
- Glass Measuring Cup - 2 cup
- Measuring Spoons
- Microwave or Double Boiler
- Raffia
- Scale (for weighing soap)
- Spatula
- Whisk

DIRECTIONS:

1. If you are making these products for sale, good manufacturing practices recommend you wear a hairnet, gloves and a mask. We also recommend a clean apron.
2. Weigh 5.5oz. Detergent Free Honey MP Soap and cut up into 1 inch chunks. Place in small measuring cup and heat in microwave in 30 second bursts until completely melted.
3. Add 4.5 ml Summer Honey FO and mix well.
4. Pour evenly into all four of the Filigree Bee Soap Mold cavities filling each only half way. Set aside and allow to cool completely. *You may need to spritz with alcohol to pop any surface bubbles.
5. Weigh 6 oz. Detergent Free Honey MP Soap and cut into 1 inch chunks. Place in small measuring cup and heat in microwave in 30 second bursts until completely melted.
6. Add 4.5 ml. Summer Honey FO and 2 tsp. Myrrh Gum Powder and mix well using whisk to break up any clumps.
7. Spritz the soap in each of the four cavities heavily with alcohol. This will help the two layers to stick together.
8. Pour evenly into all four of the Filigree Bee Soap Mold cavities filling each to the top. Set aside and allow to cool completely. *You may need to spritz with alcohol to pop any surface bubbles.
9. Unmold soaps and set aside for 1-7 days to allow soap to dry and harden.
10. Repeat above steps to make next 4 soaps. There should



be enough soap for 2 additional soaps. Just cut recipe in half to make last 2 bars.

11. To package, stack 2 soaps together and tie with raffia. Label accordingly.

INCI INGREDIENT LABEL:

Sodium Cocoate, Propylene Glycol, Sodium Stearate, Glycerin, Water, Sorbitol, Honey, Commiphora Myrrha (Myrrh) Gum Powder, Fragrance.

Handmade Magazine is not responsible for the products you create from our supplies. You alone are responsible for product and recipe testing to ensure compatibility and safety.



FEATURED FRAGRANCE: SUMMER HONEY FRAGRANCE

A blend of all natural honey and vanilla. - This fragrance is certified all natural and is safe for lip care products.

“This is the best honey fragrances I’ve come by. This is as close as you will get to finding a true honey scent.”



Customer Review - Robert 5/2009

BATH & BODY RECIPE:

HONEY BEAR BUBBLE BATH

The bubble bath in these cute Honey Bears will create long-lasting bubbles while moisturizing your skin with Calendula Extract and Honeyquat.

Project Level: Easy
Estimated Time: 1/2 Hour
Yields: 15 Bottles

WHAT YOU NEED:

- 1 Gallon(s) Crafters Choice™ Bubble Bath - Clear
- 2 Ounce(s) Calendula Extract - Water Soluble
- 2 Ounce(s) Honeyquat
- 2 Ounce(s) Honey Bear Fragrance Oil 198
- 1 Ounce(s) Vanilla Color Stabilizer - Lotions - Washes
- 50 Drop(s) Stained Glass Citrus Orange Liquid Color
- 25 Crafters Choice™ Lemon Yellow Liquid Color
- 15 Piece(s) 8 oz Clear PET Honey Bear Bottle - 38/400
- 15 Piece(s) 38/400 Black Ribbed Top Cap - F217 Liner
- Large Glass Bowl
- Measuring Cups and Spoons
- Microwave
- Mixing Spoon
- Plastic Beaker

DIRECTIONS:

1. NOTE: If you are making these products for sale, good manufacturing practices recommend you wear a hairnet, gloves and a mask. We also recommend a clean apron.
2. In a large glass measuring cup, pour in 32 oz. of the Bubble Bath. Place in microwave and heat for about 30 seconds. Remove from oven.
3. Add 15 ml. or .5 oz. of Calendula Extract and 15 ml. or .5 oz. of Honeyquat. Gently stir into bubble bath.
4. In a plastic beaker, measure 1.5 oz. of Honey Bear Fragrance Oil. Add .75 oz. Vanilla Color Stabilizer for Lotions and Washes. Mix together well. This fragrance contains 4% vanilla so may darker your product without the stabilizer.
5. Add .5 oz. or 15 ml. of fragrance mixture to the first batch of bubble bath.
6. Add color by starting with the Citrus Orange. Add 3-4 drops and blend in. Then add 1-2 drops of Lemon Yellow. Adjust the color by adding more orange or yellow to get a nice golden honey color.
7. Pour into 2 bears. Make sure to pour all the way to top of the bears head. Pour remaining bubble bath into 3rd honey bear.
8. Repeat above steps with another 32 oz. of Bubble Bath. Continue pouring this into more bear bottles.
9. Repeat until all product has been made and the bears have been filled. Let product cool completely before placing caps on bottles.
10. Label product accordingly.



INCI INGREDIENT LABEL:

Water, Sodium Laureth Sulfate, Sodium Lauryl Sulfate, Cocamide MEA, Cocamidopropyl Betaine, Calendula Officinalis Flower Extract, Sodium Benzonate, Potassium Sorbate, Citric Acid, Hydroxypropyltrimonium Honey, Methylparaben, Methylchloroisothiazolinone, Methylisothiazolinone, Sodium Chloride, Fragrance, Propylene Glycol, Benzophenone-4, Triethanolamine, Tetrasodium EDTA, Propylparaben, Orange, Yellow 5

Handmade Magazine is not responsible for the products you create from our supplies. You alone are responsible for product and recipe testing to ensure compatibility and safety.



FEATURED FRAGRANCE:

CRAFTERS CHOICE™
HONEY BEAR FO 198

Soft, powdery notes of true honey pervade this cheerful fragrance.

“Love this warm, comforting scent. Use it with goat milk bases for an extra scent layer. Love it!”



Customer Review - Gloria 5/2014

COLD PROCESS RECIPE: SWEET AS HONEY SOAP

Project Level: Advanced
Estimated Time: Cure 4 Weeks
Yields: 40-44 oz. Soap

WHAT YOU NEED:

- 10.6 oz. Water
- 3.8 oz. Crafters Choice™ Sodium Hydroxide Flakes
- 7 oz. Crafters Choice™ Coconut Oil - 76° Melt
- 11.2 oz. Crafters Choice™ Rice Bran Oil
- 1.4 oz. Crafters Choice™ Cocoa Butter - Natural
- 1.4 oz. Crafters Choice™ Castor Oil
- .28 oz. Crafters Choice™ Beeswax - White Pastilles NF
- 7 oz. Crafters Choice™ Sunflower Oil - Refined
- 2 Tablespoons Honey
- 1.5 oz. Crafters Choice™ Honey & Shea Type Fragrance
- Optional: Bubble-Wrap to Create Honeycomb Texture
- NOTE: This recipe fills one Crafters Choice™ Loaf - Regular Silicone Mold 1501

DIRECTIONS:

Start by preparing lye water. Add lye to water and stir. Set aside.

This part is optional, but it makes a nice texture on the soap: line the bottom of your mold with bubblewrap. Cut out another piece the same size to lay on top of the soap once it's poured into the mold.

Melt coconut oil and beeswax. Since the melting point of beeswax is high, you'll have to heat to approximately 145 F. Once melted add liquid oils and stir again. Let cool to 120 F (any cooler than this and the beeswax will start to solidify).

While you're waiting for the oils and beeswax to cool, add the honey to it. Stir well. Honey is water soluble so it will disperse once lye water is added. (We're not adding it at trace because the beeswax will accelerate trace/thickening which makes honey difficult to add later.)

Stick-blend the oil, honey and wax mixture very well prior to adding lye water. We want this mixture to be as well incorporated as possible. Next, add lye solution to oils and bring to very thin, light trace. Stir in fragrance quickly and pour into mold. Immediately press the bubble-wrap into the top of the soap.



Let sit overnight. Release, unmold and cut into bars. Cure for four weeks before use.

Please Note: This soap will turn a light brown due to the vanilla content of the fragrance. If you do not want your soap to discolor, then choose a non-discoloring fragrance.


This project and these instructions have been written for someone who has experience making soap and knows the potential dangers due to working with sodium hydroxide. It will not outline safety methods of working with dangerous chemicals, it is simply a soap recipe for advanced soapmakers. Handmade Magazine is not responsible for the products you create from our supplies. You alone are responsible for product and recipe testing to ensure compatibility and safety.



FEATURED FRAGRANCE:

CRAFTERS CHOICE™ HONEY & SHEA TYPE 572

Fresh and herbal green shea nuances mingle with fruit tree blossom, soft musk and golden honey to create this delicate and gentle scent.



Marla Bosworth is the CEO and President of Back Porch Soap Company in Jackson Hole, Wyoming. Her company retails, wholesales and offers private label bath and body products to resorts, boutiques and upscale stores worldwide. Marla conducts seminars on how to formulate soaps and natural skin care products as well as entrepreneurial classes in New York City, Boston, California and Jackson Hole, Wyoming. www.backporchsoap.com



FEATURE

NEW KID ON CAMPUS

Off To College

TREND: *Off To College* INSPIRED BY: *Fall Semester*

Part of the college experience for every new freshman, is the culture shock of sharing the dreaded dormitory bathroom. Sharing this personal space with fellow students can be an adjustment for anyone that is new to school. Make the transition smoother with gifts of handmade travel size toiletries. A personal caddy filled with a variety of shower gels, shampoos, shaving creams, pampering moisturizers and body splash would make a wonderful gift for anyone that is off to college!

OFF TO SCHOOL SETS



Pink Pair Lotion & Shower Gel Starter Kit

WE SPOTTED THIS TREND

OFF TO SCHOOL PRODUCTS IN RETAIL

Toiletry and travel sets make the perfect gift.



Sweet Pea Splish-Splash Set
bathandbodyworks.com



Hot Crush Bath & Body Set
Pink • victoriasecret.com



Fillables Travel Kit
aveda.com

RECIPES FOR THIS TREND

OFF TO SCHOOL RECIPES IN THIS ISSUE

Make a handmade gift set for your college students.



Black Raspberry Shower Gel
Page 12



Pre-Shave Body Polish & Shaving Cream Set
Page 13



Dry Shampoo for Light & Dark Hair
Page 14



B



OFF TO COLLEGE FEATURED INGREDIENTS:

- A. Black Raspberry Vanilla* FO 89
- B. Shower Gel - Crystal Clear
- C. Sweet Pea* Fragrance Oil 308
- D. Signature Shave & Shampoo MP Soap
- E. Pink Pair Lotion & Shower Gel Kit
- F. Viva La Juicy* Fragrance Oil 119
- G. 4 oz Clear Round Bullet Plastic Bottle
- H. Strawberry Red Liquid Color
- I. Peony* Fragrance Oil 424
- J. Silky Body Butter

D



E



F



G



H



I



J



BASIC SHOWER GEL RECIPE: BLACK RASPBERRY BODY WASH

Simple body wash recipe and kit for beginners or for crafters who need a quick and easy addition to their product line.

Project Level: Easy
Estimated Time: 1/2 Hour
Yields: (10)8oz, (5)4oz, (5)2oz

WHAT YOU NEED:

- 1 Gallon(s) Crafters Choice™ Shower Gel - Crystal Clear
- 2 Ounce(s) Black Raspberry Vanilla* FO 89
- 2 Ounce(s) Stained Glass Strawberry Red Liquid Color
- 10 8 oz Clear Boston Round Plastic Bottle - 24/410
- 5 4 oz Clear Boston Round Plastic Bottle - 20/410
- 5 2 oz Clear Boston Round Plastic Bottle - 20/410
- 10 24/410 White Smooth Disc Top Cap
- 10 20/410 White Smooth Disc Top Cap
- 1 38/400 Gallon Jug Pump
- 2 Piece(s) Gloves Latex (Medium) - Powder Free
- Large Glass Mixing Bowl
- Large Mixing Spoon
- Microwave
- Plastic Funnel
- Spatula

DIRECTIONS:

1. NOTE: If you are making these products for sale, good manufacturing practices recommend you wear a hairnet, gloves and a mask. We also recommend a clean apron.
2. Remove cap from gallon jug of shower gel. Pour approximately 1/2 into a 64 oz. glass pyrex bowl.
3. Place bowl into microwave and heat for 1 minute. Take out and stir. Product should be warmed until it is a watery consistency. (DO NOT BOIL.)
4. Add 2 oz. of fragrance oil and mix well.
5. Add a few drops of color to body wash and mix well. Make the color a little darker than you want because it will lighten up when added to the remaining body wash.
6. Pour the fragranced and colored body wash back into the original container. A funnel might be helpful when doing this.
7. Screw cap back onto gallon jug and shake well until all product is thoroughly blended.
8. Product is now ready for packaging.
9. If filling bottles immediately, unscrew cap and insert the gallon pump into the jug. Fill bottles as desired.
10. If product is still warm, cool completely before capping bottles to avoid condensation forming on inside of bottles.
11. Product can also be stored in the gallon jug and pumped as needed.
12. Once bottles are capped, label product accordingly.



INCI INGREDIENT LABEL:

Water, Sodium Laureth Sulfate, Sodium Lauryl Sulfate, Cocamide MEA, Cocamidopropyl Betaine, Methylparaben, Methylchloroisothiazolinone, Methylisothiazolinone, Citric Acid, Sodium Chloride, Fragrance, Propylene Glycol, Benzophenone-4, Triethanolamine, Tetrasodium EDTA, Propylparaben, Red 33

Handmade Magazine is not responsible for the products you create from our supplies. You alone are responsible for product and recipe testing to ensure compatibility and safety.



FEATURED FRAGRANCE:

BLACK RASPBERRY VANILLA* FRAGRANCE OIL

Ripe black raspberries are mixed with dark plum and warm vanilla. Compare with Bath & Body Works

“I use this in a lotion and a body butter and it is one of my best sellers! It has a great, yummy scent comparable to BBW, but with my cost I can give the same scent to my customers for a fraction of what BBW charges.”



Customer Review - Robert 8/2013

SHAVING CREAM RECIPE: PRE-SHAVE BODY POLISH & SHAVING CREAM SET

This body polish will slough off any dead skin giving you a closer shave. The Shea Butter also moisturizes your legs/face reducing razor burns. The shaving cream also moisturizes while providing a smooth shave.

Project Level: Easy

Estimated Time: 1 Hour

Yields: (6) 5oz. Body Polish / Shave Cream

WHAT YOU NEED:

- 10 Ounce(s) Liquid Suspension Soap Base
- 3.5 Cup(s) Sugar - White Granulated Sugar
- 1.25 Ounce(s) Shea Butter - Liquid, Refined
- 27.5 ml(s) Fresh Bamboo* Fragrance Oil 349
- 2 Drop(s) Stained Glass Lemon Yellow Liquid Color
- 32 Ounce(s) Crafters Choice™ Foaming Bath Whip
- 1 Ounce(s) Crafters Choice™ Horsetail Butter Blend
- 1 Ounce(s) Bamboo Extract - Water Soluble
- 1 Ounce(s) Crafters Choice™ Aloe Vera Oil - Golden
- 1 Ounce(s) Crafters Choice™ Bubble Up
- 2 Tablespoon(s) Crafters Choice™ White Kaolin Clay
- 10 ml(s) Germaben II
- Digital Scale (to weigh ingredients)
- Double Boiler or Hot Plate and Small Pot
- Hand Mixer
- Large Glass/Stainless Steel Mixing Bowl
- Measuring Cups and Spoons
- Plastic Droppers - 2

DIRECTIONS:

1. NOTE: If you are making these products for sale, good manufacturing practices recommend you wear a hairnet, gloves and a mask. We also recommend a clean apron.
2. TO MAKE BODY POLISH:
3. Weigh 10 oz. of Liquid Suspension Shower Gel and place in large mixing bowl.
4. Add 1.25 oz. Liquid Shea Butter to Shower Gel and stir to mix well.
5. Add the sugar (3 cups plus 2 Tablespoons), one cup at a time, to the shower gel mix. Using hand mixer, blend well between each cup.
6. Add 12.5 ml. Fragrance and 2 drops of Stained Glass Lemon Yellow Liquid color. Blend with hand mixer until completely blended in. You can add more color if you would like a darker polish.
7. Pour mixture into bottles, cap and label product accordingly.
8. TO MAKE SHAVING CREAM:
9. Weigh 1oz. Horsetail Butter and 1oz. Aloe Vera Oil



and place both in the double boiler or small pot. Place over heat source long enough to melt butter completely.

10. Meanwhile, measure 1oz. Bamboo Extract, 10ml Germaben II and 2 Tablespoon Kaolin Clay.
11. Empty both 16oz. containers of Foaming Bath Whip into your large bowl. Using a hand mixer, whip product until it softens up.
12. Add your melted butter and oil mixture to bowl and mix well to incorporate.
13. Add 1oz. Chamomile Extract, 10 ml. Germaben II and 2 Tablespoons Kaolin Clay to bowl. Mix well to incorporate.
14. Add 15ml. fragrance and 1 oz. Bubble Up to mixture. Mix well to incorporate.
15. Line up your 5 oz. airless pump bottoms for easy filling and fill each tube.
16. Tap each bottle on the table to help the shaving cream settle and top off if needed. Cap and label accordingly.

INCI INGREDIENT LABEL:

PRE-SHAVE POLISH: Sugar, Water, Ammonium Lauryl Sulfate, Glycerin, Disodium Cocamido MIPA Sulfosuccinate, Butyrospermum Parkii (Shea Butter), Propylene Glycol, Cocamidopropyl Betaine, Acrylates/C10-30 Alkyl Acrylate Crosspolymer, Triethanolamine, Fragrance, Disodium EDTA, DMDM Hydantoin, Benzophenone-4, Tetrasodium EDTA, Methylparaben, Propylparaben, Yellow 5. SHAVE CREAM: Glycerin, Water, Sodium Cocoyl Isethionate, Sorbitol, Propylene Glycol, Prunus Amygdalus Dulcis (Almond) Oil (and) Equisetum Arvense Extract (and) Hydrogenated Vegetable Oil, Bambusa Vulgaris (Bamboo) Stem Extract, Sodium Benzoate, Potassium Sorbate, Citric Acid, Glycine Soja (Soybean) Oil, Aloe Barbadensis Leaf Extract, Cocamidopropyl Betaine, Kaolin, Disodium Lauryl Sulfosuccinate, Stearic Acid, Sodium Chloride, Diazolidinyl Urea, Iodopropynyl Butylcarbamate, Tetrasodium EDTA, Methylparaben, Propylparaben

Handmade Magazine is not responsible for the products you create from our supplies. You alone are responsible for product and recipe testing to ensure compatibility and safety.

RECIPE FOR LIGHT & DARK HAIR CARE: DRY SHAMPOO

Use this dry shampoo for a gentle way to keep your scalp smelling fresh and hair looking clean between shampoos. Clay, oatmeal and soapwort root lifts out dirt and oil while the coconut milk adds a silky texture with shine to your hair.

Project Level: Easy
Estimated Time: 1 Hour
Yields: (10) 2oz Bottles

WHAT YOU NEED:

- 1 Cup(s) Crafters Choice™ Bentonite Clay
- 4 Tablespoon(s) Soapwort Root Powder
- 7 Tablespoon(s) Coconut Milk Powder
- 3 Tablespoon(s) Chocolate Brown Illite Clay
- 3/4 Cup(s) Crafters Choice™ White Kaolin Clay
- 4 Tablespoon(s) Oatmeal - Colloidal NF
- 7 ml(s) Acai Berries & Satin* Fragrance Oil 415
- 10 Piece(s) 2 oz Natural Boston Round Bottle 20/410
- 10 Piece(s) 20/410 Black & Natural Yorker Twist Top
- Cookie Sheets - 2
- Funnel
- Large Glass Bowl - 2
- Measuring Cups and Spoons
- Plastic Dropper
- Sifter
- Wire Whisk

DIRECTIONS:

1. NOTE: If you are making these products for sale, good manufacturing practices recommend you wear a hairnet, gloves and a mask. We also recommend a clean apron.
2. When making this recipe, we do recommend wearing a mask as the powders used are very fine and can become airborne easily.
3. LIGHT HAIR DRY SHAMPOO:
4. Measure out 3/4 cup of White Kaolin Clay, 4 Tbsp. Oatmeal Colloidal and 4 Tbsp. Coconut Milk Powder. Place in measuring cup/bowl and whisk to mix well.
5. Measure 3 ml. of fragrance and add to bowl. Mix to incorporate.
6. Sift mixture and lay out on cookie sheet to dry overnight (at least 12 hours).
7. Sift mixture a second time to remove clumps. Use funnel to fill bottles. Leave a 1/4-1/2 inch space at the top of the bottle.
8. DARK HAIR DRY SHAMPOO:
9. Measure out 1 cup of Bentonite Clay, 4 Tbsp. Soapwort Root, 3 Tbsp. Coconut Milk Powder and 3 Tbsp. of Chocolate Clay. Place in a measuring cup/bowl and whisk to mix well.
10. Measure 4 ml. of fragrance and add to bowl. Mix to incorporate.



11. Sift mixture and lay out on cookie sheet to dry overnight (at least 12 hours).
12. Sift mixture a second time to remove clumps. Use funnel to fill bottles. Leave a 1/4-1/2 inch space at the top of the bottle.

INCI INGREDIENT LABEL:

Bentonite, Kaolin, Dehydrated Coconut Milk, Maltodextrin and Milk Protein, Oat Flour, Illite, Fragrance

Handmade Magazine is not responsible for the products you create from our supplies. You alone are responsible for product and recipe testing to ensure compatibility and safety.

TIPS FOR USING THIS PRODUCT:

Use product with dry hair. Part hair into different sections and sprinkle a small amount of powder onto the scalp. Massage into the roots of your hair and gently brush through.

This bottle is the perfect size to carry in your purse to re-apply if needed throughout the day.

LUXURIOUS BATH & BODY RECIPE: WHIPPED ACAI BUTTER

This luxurious butter will leave your skin feeling moisturized but not greasy. Acai Fruit has 20 times the amount of anti-oxidants found in red wine which will add anti-oxidant rich attributes to this butter. In an easy travel-size jar.

Project Level: Easy
Estimated Time: 1/2 Hour
Yields: (5) 4oz Jars

WHAT YOU NEED:

- 16 Ounce(s) Crafters Choice™ Acai Butter Blend
- 1 Ounce(s) Crafters Choice™ Hazelnut Oil
- 1 Ounce(s) Crafters Choice™ Arrowroot Powder
- .5 Ounce(s) Crafters Choice™ Vitamin E Natural T-50
- 12 ml(s) Acai Berries & Satin* Fragrance Oil 415
- 5 Piece(s) 4 oz Clear Heavy Wall Plastic Jar - 70/400
- 5 Piece(s) 70/400 Silver Metal Basic Top - Foam Liner
- 1 Piece(s) Crafters Choice™ Droppers - Plastic
- Hand Mixer
- Large Mixing Bowl
- Measuring Spoons
- Spatula

DIRECTIONS:

1. NOTE: If you are making these products for sale, good manufacturing practices recommend you wear a hairnet, gloves and a mask. We also recommend a clean apron.
2. Empty 16 oz. container of Acai Butter in a large glass bowl.
3. With hand mixer, whip the butter until fluffy.
4. Add 1 oz. Hazelnut Oil and 1 oz. (2 Tbsp.) Arrowroot Powder.
5. Add 12 ml. (3 tsp.) of Crafter's Choice Acai Berry & Satin FO and .5 oz. (1 Tbsp.) Vitamin E oil.
6. With hand mixer, blend ingredients and continue mixing until fluffy, about 5 minutes on high speed.
7. Package in 4 oz. Clear Heavy Wall Jars and label accordingly.

INCI INGREDIENT LABEL:

Butyrospermum Parkii (Shea) Butter (and) Elaeis Guineensis (Palm) Butter (and) Simmondsia Chinensis (jojoba) Seed Oil (and) Euterpe Oleracea Pulp Powder, Corylus Americana (Hazel) Seed Oil, Maranta Arundinaceae (Arrowroot) Powder, Tocopherol, Fragrance

Handmade Magazine is not responsible for the products you create from our supplies. You alone are responsible for product and recipe testing to ensure compatibility and safety.



CREATIVE TIPS FOR THIS RECIPE:

Remix this recipe by changing the butter and fragrance oil combinations to make a totally different product.

Try some of these fun combinations:

- Almond Butter Blend with Honey Almond EO/FO 741
- Coffee Butter Blend with Coffee Beans FO 320
- Green Tea Butter with Lemongrass Green Tea FO 425
- Hemp Seed Butter Blend with Hemp Fragrance 506



INGREDIENT HIGHLIGHT: ACAI BUTTER BLEND

Proprietary blend of Shea Butter, Jojoba Oil and Acai Fruit which has 20 times the amount of anti-oxidants found in red wine. This product allows you to add nutrient and anti-oxidant rich attributes to your formulations!

“This is a really nice butter for creams and lotions. Easy to work with and blends well with other butters.”



Customer Review - Irene 2/2014

FEATURE

"ME TIME"

Lemon Lavender



TREND: *Lemon Lavender* INSPIRED BY: *A Little "Me Time"*

The kids are heading back to school, which means its finally time for you to catch up on some much needed rest and relaxation. This theme features some of our favorite Lemon Lavender inspired products and scents to promote calm, rest and rejuvenation. Our recipes will make a great addition to any product line or make wonderful handmade gifts for anyone that needs a little "me" time.

RELAXING LAVENDAR



*Fabuloso Lavender**
Fragrance Oil

WE SPOTTED THIS TREND

LEMON LAVENDER PRODUCTS IN RETAIL

Relaxing scents to promote balance and calm.



Twilight Lavender Bath Bomb
lushusa.com



Lemon Lavender Bar Soap
Cellar Door Soap • *urbanoutfitters.com*



Lavender & Chamomile Bath Salt
Village Naturals • *target.com*

RECIPES FOR THIS TREND

LEMON LAVENDER RECIPES IN THIS ISSUE

Perfect addition to your product line.



Lemon Bubble Cakes
Page 18



Lavender Fizzy Foot Bomb
Page 19




Lemon Lavender Foot Cream
Page 20



B



LEMON LAVENDER FEATURED INGREDIENTS:



E



A. Lavender Buds - Premium Botancial

B. Lavender Wild Soap Mold

C. Lemon Lavender* Fragrance 176

D. Lemon EO - 100% Pure 140

E. Matte Lavender Liquid Pigment

F. Lavender Soap Mold Tray

G. Candied Lemon Drop Flavor Oil 779

H. Lavender Lotion Bar Kit

I. Luscious Lemon Body Cream Kit

J. Lemon Yellow Soap Color Bar



G



H



I



J



BUBBLY BATH & BODY RECIPE: LEMON BUBBLE CAKES

These Bubble Cakes are the perfect combination of lemon and bubbles. They make for a great relaxing bubble bath!

Project Level: Easy
Estimated Time: 1 Hour
Yields: 8 Bath Cakes

WHAT YOU NEED:

- 8 Ounce(s) Baking Soda (Sodium Bicarbonate)
- 8 Ounce(s) Lathanol LAL Powder - aka: SLSa
- 2.5 Ounce(s) Crafters Choice™ Bubble Bar Hardener
- 3 Tablespoon(s) Crafters Choice™ Glycerin - Natural
- 1 Ounce(s) Crafters Choice™ Bubble Wash Pearllizer
- 3 Tablespoon(s) Crafters Choice™ Bubble Up
- 5 ml(s) Lemon, Lemon, Lemon Fragrance Oil 205
- 8 Drop(s) Stained Glass Lemon Yellow Liquid Color
- 8 Piece(s) Premium Crystal Cello Bags (3.5" x 2" x 7.5")
- 1 Piece(s) Crafters Choice™ Light Yellow Curling Ribbon
- Cookie Sheet
- Face Mask
- Large Glass Mixing Bowl - 2
- Measuring Spoons
- Plastic Droppers- 1
- Scale (to weigh ingredients)
- Straight Soap Cutter
- Wax Paper

DIRECTIONS:

1. NOTE: If you are making these products for sale, good manufacturing practices recommend you wear a hairnet, gloves and a mask. We also recommend a clean apron.
2. Carefully weigh all dry ingredients and add to a glass bowl. Gently mix with a wire whisk to incorporate all ingredients.
3. Add fragrance oil to the dry mix and carefully mix together.
4. Add liquid ingredients slowly while kneading ingredients together. The mixture will begin to take on the consistency of dough.
5. When the mixture begins to hold together in your hand, split the batch in half. Separate out 10 oz. into a 2nd bowl.
6. In the first bowl, add the Stained Glass Lemon Yellow liquid colorant. Mix thoroughly until the color is fully incorporated and no white spots are left.
7. On a sheet of wax paper, roll out the yellow "dough" into a large flat rectangle. It should be about 1/2" thick.
8. Repeat the above step with the white "dough".
9. Lay the white "dough" on top of the yellow and using the wax paper take one side and pull up and over. Pulling the dough real tight, keep rolling the mixture using the wax paper. Make sure not to roll the wax paper into the mixture and be sure to start rolling with the longest side in front of you.
10. When the "dough" is completely rolled together, the ends will be open so make sure to push them together so that the "dough" looks like a log.
11. Once your log is formed, use a soap cutter to cut your



- log into slices.
12. When the Bubble Cakes are sliced, set them out on a cookie sheet. These will need to dry overnight.
13. If kit was purchased to make product, there are enough ingredients to make another recipe of bubble cakes. Kit will yield approximately 16 bubble cake. If desired, package 2 in a cello bag and tie with curling ribbon.
14. After they have set out overnight, wrap them in airtight plastic wrap or some other airtight container.
15. TO USE: Crumble one bubble cake under warm running water and watch as the tub fills up with luxurious bubbles.

INCI INGREDIENT LABEL:

Sodium Bicarbonate, Sodium Lauryl Sulfoacetate, Potassium Bitartrate, Glycerin, Sodium Laureth Sulfate (and) Glycol Distearate (and) Cocamide MEA (and) Laureth-10, Cocamidopropyl Betaine, Fragrance, Water, Propylene Glycol, Benzophenone-4, Triethanolamine, Tetrasodium EDTA, Methylparaben, Propylparaben, Green 8.

Handmade Magazine is not responsible for the products you create from our supplies. You alone are responsible for product and recipe testing to ensure compatibility and safety.



INGREDIENT HIGHLIGHT: BUBBLE BAR HARDENER

Our Bubble Bar Hardener is perfect for hardening bubble bars. Ideal for firming Soap Frosting recipes.
Ingredient Listing: Potassium Bitartrate

PAMPERING BATH & BODY RECIPE: LAVENDER FIZZY FOOT BOMB

These are the perfect-sized mini bath bomb for a foot soak. With soothing epsom salts and calming lavender, you'll be glad you pampered yourself.

Project Level: Intermediate
Estimated Time: 1/2 Hour
Yields: 15 Mini Bath Bombs

WHAT YOU NEED:

- 8 Ounce(s) Crafters Choice™ Citric Acid Powder
- 16 Ounce(s) Baking Soda (Sodium Bicarbonate)
- 4 Ounce(s) Epsom Salts (Magnesium Sulfate)
- 1.5 Ounce(s) Crafters Choice™ Apricot Kernel Oil
- 0.9 Ounce(s) Crafters Choice™ Shea Butter - Natural
- 0.5 Ounce(s) Lavender Sage Type Fragrance Oil 622
- 1/8 Teaspoon(s) SG Violet Purple Powder Color
- 2 Ounce(s) Lavender Buds - Premium Botanical
- 2 Tablespoon(s) Crafters Choice™ Coconut Milk Powder
- 15 Piece(s) Bath Bomb Ball Mold - 1.75" diameter
- Digital Scale
- Large Mixing Bowls - 2
- Measuring Cups and Spoons
- Small Mixing Bowl
- Spray Bottle with Alcohol (for spritzing)
- Wire Whisks - 2

DIRECTIONS:

1. NOTE: If you are making these products for sale, good manufacturing practices recommend you wear a hairnet, glove and a mask. We also recommend a clean apron
2. In one of the large bowls, weigh the Citric Acid, Baking Soda, Epsom Salts and Coconut Milk Powder. Use a wire whisk to combine the ingredients.
3. In the small bowl, weigh the Shea Butter and microwave until melted. Place the bowl back on the scale and tare to zero.
4. Add 1.5 oz. of Apricot Kernel Oil. Stir 0.5 oz. (1 Tablespoon) of Lavender Sage Fragrance Oil into the oil and melted butter.
5. Pour the oils and butter into the dry ingredients. Do not pour all in one place. Use the whisk to combine all the ingredients.
6. Place the other large mixing bowl on the scale and tare to zero. Pour 15 oz. of the mixture into the second bowl.
7. To one of the bowls, add 1/8 tsp. Stained Glass Violet Purple Powder and whisk until evenly colored.
8. Open and separate all of the Bath Bomb Molds. Lay them out together as sets so they can be easily be picked up and filled.
9. It takes some practice to use the molds and to get the feel of the mixture to know when it is ready for molding. You can check the mixture by squeezing a small amount in one hand and if it sticks together without crumbling, it should stay together when molded.



10. Spritz the powders with rubbing alcohol and whisk the white and purple separately to help the powder stick together better. Be careful not to over-spritz or you will start the fizzing action early.
11. In one half of a Bath Bomb Mold, sprinkle a small amount (about 1/4 tsp.) of Lavender Buds. Gently pack the mold full with the white powder, cleaning off the ringed ridge and leaving a small amount of excess in the middle to stick to the other half.
12. Repeat this step in the other half of the bath bomb mold with the purple powder and without the added lavender buds. Tightly clamp the two sides of the mold together. DO NOT TWIST THE MOLD HALVES as this will cause the bath bomb seam to break and the two sides will not stick together.
13. Carefully pull the ends apart to see if the bomb sticks together to form a ball. You can either leave the entire bomb in one half of the mold to dry with the top end open or you can unmold the entire bomb and set on a baking sheet.
14. If you unmold the entire bomb, be sure to rotate it periodically so that you do not get a flat spot. Try to avoid handling the bomb by the seam until it is fully dried and hard.
15. You can use the molds as packaging by either taping the seams together with decorative tape or purchasing Shrink Wrap Bands 95 x 55 size.
16. To Use: Use 1 bomb in a foot bath or 2-3 bombs in a full tub. If you do not want to have the lavender buds floating in the water, place the bomb in a muslin bag, organza bag, or nylon sock before placing it in the water.

INCI INGREDIENT LABEL:

Sodium Bicarbonate, Citric Acid, Magnesium Sulfate, Lavandula Angustifolia (Lavender) Flower, Prunus Armeniaca (Apricot) Kernel Oil, Butyrospermum Parkii (Shea Butter), Fragrance, Dehydrated Coconut Milk, Maltodextrin and Milk Protein, Ext. Violet 2.

Handmade Magazine is not responsible for the products you create from our supplies. You alone are responsible for product and recipe testing to ensure compatibility and safety.

PAMPERING BATH & BODY RECIPE: LEMON LAVENDER FOOT CREAM

This luxurious lemon foot cream has a lovely hint of lavender. When used at night, this thick cream will leave your feet soft and smooth in the morning.

Project Level: Easy
Estimated Time: 1/2 Hour
Yields: 7 - 4oz Bottles

WHAT YOU NEED:

- 16 Ounce(s) Crafters Choice™ Lemon Butter Blend
- 2 Ounce(s) Crafters Choice™ Shea Butter - Ultra Refined
- 2 Ounce(s) Crafters Choice™ Mango Butter - Refined
- .5 Ounce(s) Crafters Choice™ Wheat Germ Oil
- .5 Ounce(s) Crafters Choice™ Evening Primrose Oil
- .5 Ounce(s) Crafters Choice™ Vitamin E Natural T-50
- 7 ml(s) Lavender 30/32 EO- Certified 100% Pure 100
- 1 Piece(s) Crafters Choice™ Droppers - Plastic
- 7 Piece(s) 4 oz Standard Malibu Tottle 22/400 1.5"
- 7 Piece(s) 22/400 Natural Flip Top Cap - 1.5 inch
- Glass Pyrex Bowls - 2
- Hand Mixer
- Microwave
- Mixing Spoon and Spatula
- Zip Lock Bag or Pastry Bag

DIRECTIONS:

1. NOTE: If you are making these products for sale, good manufacturing practices recommend you wear a hairnet, gloves and a mask. We also recommend a clean apron.
2. Place Shea Butter and Mango Butter in a glass pyrex bowl. Place in microwave and heat in short spurts until butters have just melted.
3. Add .5 oz. each of Wheat Germ Oil, Evening Primrose and Vitamin E T-50. Gently mix in.
4. Add 7 ml. of Lavender 30/32 Essential Oil and stir until blended.
5. Placing the lemon butter blend in a large glass bowl, add the melted oils and butter mixture.
6. Using a hand mixer, blend the ingredients together until it starts to thicken.
7. Let product sit and completely cool.
8. Once cooled, place cream into a zip-lock bag. Cut one corner off and pipe into the Malibu Tottle Bottles. Cap and label product accordingly.

INCI INGREDIENT LABEL:

Prunus Amygdalus Dulcis (Sweet Almond) Oil and Citrus Limon (Lemon) Peel Oil and Citrus Limon (Lemon) Peel Wax and Hydrogenated Vegetable Oil, Butyrospermum Parkii (Shea BTriticum Vulgare (Wheat) Germ Oil Butter), Mangifera Indica (Mango) Seed Butter, Oenothera Biennis (Evening Primrose) Oil, Tocopherol



Handmade Magazine is not responsible for the products you create from our supplies. You alone are responsible for product and recipe testing to ensure compatibility and safety.

CREATIVE TIPS FOR THIS RECIPE:

Try packaging this recipe in a wide mouth jar for a more lavish and luxurious look. Try these products:

- 4 oz Clear Powell Oval Plastic Jar - 58/400
- 58/400 Silver Metal Basic Top Cap - Foam Liner



FEATURED FRAGRANCE:

LAVENDER 30/32 CERTIFIED 100% PURE ESSENTIAL OIL

Steam distilled, floral essential oil. Considered aromatherapy benefits include relaxation and balance.

"I love this lavender. You don't need very much a little goes a long way. It smells like a lavender field of flowers. It doesn't have that sharp medicinal smell that so many other lavender essential oils have.

I simply love it!"



Customer Review - Cyndi 10/2013

NATURAL COLD PROCESS SOAP RECIPE: NATURAL LAVENDER MILK SOAP

Relax with the soothing fragrance of lavender in this natural milk soap recipe formulated with moisturizing argan and apricot kernel oils and organic whole cow's milk.

Project Level: Advanced
Estimated Time: Cure 4-6 Weeks
Yields: 40-44 oz. Soap

WHAT YOU NEED:

- This recipe fits inside the Crafter's Choice Regular Silicone Loaf Mold.
- 2.2 oz. Crafters Choice™ Apricot Kernel Oil
- 1 oz. Crafters Choice™ Argan Oil
- 1 oz. Crafters Choice™ Babassu Oil
- 1.5 oz. Crafters Choice™ Cocoa Butter - Refined & Deodorized (Ultra White)
- 1 oz. Crafters Choice™ Shea Butter - Natural
- 6 oz. Crafters Choice™ Coconut Oil - 76° Melt
- 2.2 oz. Crafters Choice™ Hemp Seed Oil - Natural
- 10.8 oz. Crafters Choice™ Olive Oil - Pomace
- 2.3 oz. Crafters Choice™ Castor Oil
- 9.8 oz Organic Whole Cow's Milk, Chilled
- 3.8 oz. Crafters Choice™ Sodium Hydroxide Flakes
- .85 oz. Crafters Choice™ Lavender* - EO Blend 590
- 1 Tablespoon Crafters Choice™ Matte White Pigment Powder - For Oil
- 1 teaspoon Crafters Choice™ Matte Lavender Ultramarine Powder

DIRECTIONS:

Being by mixing the lye and milk together. Using chilled to icy cold organic whole cow's milk, weigh out the ingredients then pour the lye into the milk and stir until the lye fully dissolves. Set aside.

Next weigh out the soapmaking oils and combine in a stainless steel pot. Heat over medium heat on the stove until all ingredients have melted then remove from heat and allow to cool to about 90°-95° F.

Once the oils have cooled, use a stick blender to stir in the white and lavender pigment powders. When these are fully incorporated, pour the milk-lye solution into the oils and mix until you reach a light trace. Add the essential oil and continue mixing to full trace.



Pour the soap into your prepared mold. If desired sprinkle with lavender flowers and roses and gently press into the top of the soap.





Allow soap to set overnight, approximately 24 hours, before unmolding and cutting into bars. If you topped your soap loaf with botanicals, flip it over so the flowers are on the bottom before cutting the soap to ensure the sides of the bars stay even and to prevent the flowers from sliding down the sides of the soap when cutting leaving impressions.

Allow to cure 4-6 weeks then enjoy.

This project and these instructions have been written for someone who has experience making soap and knows the potential dangers due to working with sodium hydroxide. It will not outline safety methods of working with dangerous chemicals, it is simply a soap recipe for advanced soapmakers. Handmade Magazine is not responsible for the products you create from our supplies. You alone are responsible for product and recipe testing to ensure compatibility and safety.



This recipe was formulated and contributed by Rebecca D. Dillon of Rebecca's Soap Delicatessen (<http://www.soapdelicatessen.com>) who has been making soap for over a decade and crafting since she was old enough to hold a crayon. In addition to making soap, Rebecca also blogs for Soap Deli News (<http://soapdelinews.com>) where she shares her other DIY projects, inspirations and fabulous handmade finds with readers.



NEW & NOTEWORTHY

WE ARE EXCITED ABOUT
THESE NEW SILICONE MOLDS

- A. 15 Euro Rect. Silicone Mold
- B. Round Ball 1 1/4" Silicone Mold
- C. Round Ball 7/8" Silicone Mold
- D. Small Loaf Silicone Mold
- E. Round Ball 2 1/4" Silicone Mold
- F. Euro Round Silicone Mold
- G. Heart 2" Column Silicone Mold
- H. Round Silicone Lip Tube Filling Tray
- I. Oval Silicone Lip Tube Filling Tray

ADDITIONAL PRODUCTS

[NOT PICTURED]

- Bag & Tie Sets - Sweet Dots Party (20 bags/pack)
- Bag & Tie Sets - Black White Damask (20 bags/pack)



HANDMADE COSMETIC ALLIANCE

*Join Today and
Help Make a Difference!*

"Supporting Over 260,000 Small Handmade Cosmetic Microbusiness and the Communities They Serve"

The Handmade Cosmetic Alliance is an alliance of artisans, business owners, cosmetic and soap makers from across the country that want to preserve the freedom to produce and sell handmade soap & cosmetics in the USA.

For More Information and to Get Involved,
Join for Free! HandmadeCosmeticAlliance.org



Crafter'sChoice® Are you a soap teacher?



Qualify to become a distributor of soap making supplies through Crafter's Choice and be eligible for special pricing. Ensure that your students are getting the very best supplies for the best prices.

Crafters-Choice.com



This affordable, easy-to-use website can help you create what you need to help you succeed.

- Standard Web Templates
- E-Commerce Templates
- Graphic Design Services



Please Call to Place
Your Order:

800.908.7042



Wholesale Supplies Plus

HANDMADE COSMETIC & SOAP MAKING MATERIALS

One-Stop Supply Shop



- SOAP MAKING SUPPLIES
- BATH & BODY SUPPLIES
- STARTER KITS
- FRAGRANCE & ESSENTIAL OILS
- BOTTLES, TUBES, JARS, BAGS & BOXES
- GEAR FOR HANDMADE ARTISANS

www.WholesaleSuppliesPlus.com



BUSINESS ARTICLE:

BUBBLES, BUBBLES, NO TOIL AND NO TROUBLE

By Catherine McGinnis

For me, adding sugar to my cold process soap recipes abundantly increases the lather and bubbles. Scientifically, it is the combination of the oils and percentages used in a recipe that determines the outcome of lather. But whether it is deliberate or a component of another additive, sugar in soap making can enhance the effervescent.

Sugar is found in many forms and is also a natural element in countless edibles. Glucose, fructose and sucrose not only up the lather but they also contain incredible antioxidant compound and antibacterial properties. It is important to keep in mind that the addition of sugar in your cold process soap recipe raises the temperature at which the batter moves from a liquid to a solid state. In a sense, it sets in motion the gelling process. Knowing that recipes with sugars are heat sensitive, you should be conscious of your time and temperature.

GRANULATED SUGAR, BROWN SUGAR & CONFECTIONERS SUGAR

All of these are made up of molecules of carbon, hydrogen and oxygen. Granulated sugar is chiefly obtained from the juice of the sugarcane or sugar beet. It can be combined with molasses (a by-product of the refining of sugar cane) to produce brown sugar. Or it can be pulverized into tiny fine particles to produce confectioners sugar.

Adding these sugars to your soap can be done in a variety of ways. You can directly add the granulated, brown or confectioners sugar to your warm lye water. Often added at one teaspoon per pound of oils, the warmth of the lye water will dissolve the sugar. Be careful not to add to hot lye water as the heat can caramelize your sugar and

darken them. Alternatively, you can create a simple syrup. Reserve a small amount of water from your lye water measurements, combine with the sugar and add this liquid at trace. I prefer the second method as it allows me the most time to work with my soap batter.

HONEY AND MAPLE SYRUP

Honey and maple syrup contain a similar make up as granulated sugar but they are actually considered natural sweeteners. Honey has the same relative sweetness as granulated sugar but also imparts innate antibacterial properties. By adding one teaspoon of honey per pound of oils, you can expect increased lather and a moisturizing benefit. This is simply done by either mixing the honey in your lye water or adding warmed honey at the trace stage.

Maple syrup, a sap stored in the roots of the maple tree, is packed full of antioxidant compounds. In addition to increased bubbles in your soap, it is also a great humectant for the skin. Try using one teaspoon per pound of oils of maple syrup to amplify your skin's moisture retaining capabilities.

FRUITS, VEGETABLES AND MILKS

Bananas, carrots and goat milk may sound like a delightful afternoon snack but they are also brilliant soap additives containing natural sugars. Fruits, vegetables and milks do not have the same level of sugar content as pure sugars or sweeteners but they do impart a level of which soap makers should take note.

Have you ever added lye to a container of room temperature milk? Almost instantaneously your milk turned bright orange and emitted an awful smell. This was the lye reacting with the sugars in the milk cause them to crystallize, or burn. Something very similar would occur if you added lye to a cup of fruit juice. Be sure to take care when incorporating as additives in your soap recipes. The easiest way I have found to work with milk is to freeze it into cube then add the lye a little at a time stirring constantly. Working slowly and steadily will keep your milk sugars from burning. Similarly this process can also be utilized for fruit or vegetable juice. Alternatively, you could include the additives when your soap batter begins to reach trace.

Using various sugary ingredients is not only a great way to add a natural element to your soaps, but you just might fall in love with the super bubbly goodness. I highlighted just a small sampling of sugars that you can adapt to your soap making formulas. Enjoy experimenting and taking advantage of the abundance of natural edibles that nature has to offer.



Catherine McGinnis is the creative mind behind Soaping101. Catherine earned her MBA, Summa Cum Laude from MSU. With a background in marketing and a keen eye for design, soapmaking was a perfect fit. She founded newt+fig Soaps which soon gained a faithful following and led to requests for video tutorials. She now helps soapmakers sharpen their skills through free online classes. Soaping101.com

DON'T DREAD CHANGE BE INSPIRED BY IT!

By Marla Tabaka

What better than the enticing scents and vibrant colors of fall to remind us of the cycle of change? As you infuse your products with hints of cinnamon, apple spice, and cranberry you may be drawn to thoughts and visions of new and different adventures. For some, these visions bring excitement and joy. For others they create sadness and often debilitating fear.

In nature, change is simply a cycle. The deep green leaves of trees that once beamed to nesting songbirds easily change to the soothing colors of fall. As their colors become muted these once vibrant leaves float gently to the ground to signal the coming of yet another season. The tree does not resist this change, but simply prepares itself for what Mother Nature next has in store.

If only change were only that simple for the human race. Instead of gracefully accepting the uncertainty brought on by life's unpredictable adventures, people often live in fear of the unknown. This creates resistance and pain, deadening the joy that may be awaiting them at the threshold of their new life experiences.

But in view of the negative, often painful events of the past, how can you choose to anticipate change in a hopeful, even optimistic manner? Just as you recreate your product line to include the much anticipated seasonal sensations, you must grow with the seasons of life. If you're not making the money you want to make, not spending enough time with friends and family, or you're simply not happy, it's time for a change.

What excuses are holding you back? What are the stories you tell yourself and how do they keep you from taking action on the next bold steps?

While your stories may feel very true to you, deep down inside you know they are excuses. It's not easy to shed these excuses but I have good news. When you acknowledge and face the nagging thoughts that hold you back and find the courage to intentionally create change, life will become far less painful. It's empowering to create change before it's forced upon you by shifts in the marketplace, the economy, or other things that are not within your control. Try these simple tips to give you the boost you need to create change on your own terms. Life will be far simpler as you get into the rhythm of intentional, joyful change!

KEEP IT REAL. Entrepreneurs have to think big, but sometimes that's a shortcoming. Is it realistic to boost your earnings by 33 percent, lose 50 pounds, spend more time with the family, begin a daily exercise regime, change your diet, and develop and launch six new products in six months time? Probably not, but you'd be surprised at how many



people set themselves up for failure by believing it is. Get realistic. Sure, it's empowering to dream big and reach for the stars but exercise your ability to succeed first. Set realistic expectations and enjoy the journey!

KEEP IT SIMPLE. Rather than living under the weight of unrealistic expectations, begin with a short list of things you'd like to change or achieve within a realistic time frame. Don't overdo it! OK, so you want everything now but you have to start somewhere. Have you ever noticed that you can live with your excuses for months, even years? Then one day you realize that if you had just broken your goal down into bite-sized pieces you'd have achieved it by now? Keep it simple; nothing has to feel monumental and overwhelming. As you tick these smaller goals off your list you will pick up momentum and build confidence. It's better to achieve one or two things in six month's time than to have achieved nothing at all!

KEEP FOCUSED. Make a list of the things that may stop you from achieving your goals—but don't stop there. Now make a list of possible solutions and resources and use them to create a supportive environment. When fearful thinking gets in the way break out the journal and ask yourself if these thoughts are really, really true. When you are willing to look at the worst-case scenario you'll find that it's usually not as bad as the imagination makes it out to be. Clear these fears and you'll find that just about anything is possible! If you find it difficult to do yourself reach out to a coach or therapist for help. I can't repeat it enough: it's OK to start small. Build on these smaller successes rather than fail at the overly ambitious goals right off the bat. You will be more inclined to create ongoing change and improve your life and business one step at a time, rather than not at all.



Internationally known success coach and Inc. Magazine author Marla Tabaka helps entrepreneurs get what they want—personal and financial success. Her integrative approach to coaching combines mindset management and strategic planning, delivering results that have taken many of her clients well into the millions. If you would like to work with Marla contact her at Marla@MarlaTabaka.com

BUSINESS ARTICLE:

HONEY LAUNDERING GUIDELINES FOR FORMULATORS

By Allison B. Kontur

Skincare manufacturers have used honey in everything from moisturizers to bar soaps to facial and lip treatments. One reason they use honey is for its wholesome, all-natural image. But there's much more to this sweet ingredient than meets the eye.

In the U.S., our consumption-to-production gap is large: we produce roughly 150 million pounds of honey per year, and have an annual demand for about 400 million pounds. We're importing a lot of honey to bridge that gap. On the surface importation doesn't seem to be that big of a deal, but there are some serious problems with imported honey. These concerns begin with the US Department of Agriculture (USDA) which has a voluntary self-grading system; each company can give its honey whatever grade they choose. According to third-party testing, more than 75% of the honey sold in U.S. grocery stores is filtered to the point where it contains no pollen. This is a big deal, since The Food and Drug Administration states that any product that has been so ultra-filtered that it no longer contains pollen does not meet the definition of honey. However, the FDA does not check honey sold in the United States to see if it contains pollen.

Imported honey is routinely diluted with corn syrup or sugar water which extends the product without greatly affecting flavor and increases profit-margins for producers. When tested, imported honey and other bee products often test positive for antibiotics, pesticides and heavy metals. These contaminants are usually related to the handling of beehives and colonies rather than contamination from processing bee by-products. Both handling and processing certainly offer the risk of contamination. The main contamination risks for different bee by-products follow:

- Honey: antibiotics
- Wax: persistent lipophilic acaricides (insecticides)
- Propolis: persistent lipophilic acaricides (insecticides), lead
- Pollen: pesticides
- Royal jelly: antibiotics

With all of these risks, companies continue to use honey in the manufacture of skincare products. The high sugar concentration, hydrogen peroxide content, and low pH are well-known antibacterial factors in honey. These factors make honey a candidate for anti-aging treatments, acne conditions and wounds, including burns.

A highly studied and in-demand type of honey called Manuka honey is produced from the manuka bush (*Leptospermum scoparium*) indigenous to New Zealand and Australia. Manuka honey is derived from nectar collected by honey bees foraging on the manuka tree in New Zealand and is included in modern licensed wound-care products around the world. However, in the wake of the high premium paid for



manuka honey, the majority of product labelled as "Manuka honey" worldwide is now counterfeit or adulterated.

For formulators wishing to cash in on the benefits of honey in their formulations, the best recourse is to use honey products that are True Source Certified. This system permits honey to be tracked from the consumer back through the supply chain to the country of origin and the beekeeper that harvested the honey from the beehive. In the United States, Certified Organic honey and bee by-products must also submit to audits and have a traceable supply chain. Honey subjected to third party testing and audits is more likely to contain what it is supposed to, including the active ingredients and enzymes beneficial in skincare.

References:

1. <http://www.sciencedaily.com/releases/2011/04/110412201713.htm>
2. Jonathan Leake (26 August 2013). "Food fraud buzz over fake manuka honey". The Times (London). Retrieved 28 December 2013.
3. Kwakman, P. H. S. and Zaat, S. A. J. (2012), Antibacterial components of honey. IUBMB Life, 64: 48-55. doi: 10.1002/iub.578
4. Ogdanov, Stefan B: "Contaminants of bee products" Apidologie 37 (2006) 1-18 © INRA/DIB-AGIB/ EDP Sciences, 2005 DOI: 10.1051/apido:2005043
5. Al-Waili NI, Salom K, Al-Ghamdi A, Ansari MJ. Antibiotic, pesticide, and microbial contaminants of honey: human health hazards. 2012;2012:930849. doi: 10.1100/2012/930849. Epub 2012 Oct 14.
6. Zaghoul AA1, el-Shattawy HH, Kassem AA, Ibrahim EA, Reddy IK, Khan MA. Honey, a prospective antibiotic: extraction, formulation, and stability. Pharmazie. 2001 Aug;56(8):643-7.
7. Küpeli Akkol E1, Orhan DD, Gürbüz I, Yesilada E. In vivo activity assessment of a "honey-bee pollen mix" formulation. Pharm Biol. 2010 Mar;48(3):253-9. doi: 10.3109/13880200903085482.
8. <http://www.laweekly.com/squidink/2011/11/14/us-still-a-dumping-ground-for-crappy-honey-study-finds>
9. <http://www.seattlepi.com/local/article/Experts-call-for-better-U-S-standards-for-honey-1296252.php>
10. <http://modernfarmer.com/2013/05/honey-laundering-a-primer/>
11. <http://www.truesourcehoney.com/true-source-certified/>
12. <http://www.npr.org/blogs/thesalt/2013/03/07/173737521/nations-biggest-honey-packer-admits-laundering-chinese-honey>



Allison B. Kontur is an inventive scientist and educator specializing in natural cosmetic formulation and short-run, private label skincare. Since 2005, she has worked as chief cosmetic formulator, business consultant and CEO of various skin care companies.

Allison is the co-founder of AliMar, LLC, (www.alimarlabs.com) a private label manufacturer specializing in ultra-low minimums, as well as co-founder of the Vegan skincare line, Sydni Monique (www.sydnimonique.com).

BUSINESS ARTICLE:

HOW TO CAPTURE BACK TO SCHOOL BUSINESS

By Stephanie Taylor Christensen

The National Retail Federation calls the back-to-school season the second-biggest consumer event behind the winter holidays. But how do you attract compete with the onset of advertising and price-related ploys the big retail brands unleash on consumers? By being prepared to present compelling messages that will capture the attention of your audience and make them want to spend with you—well before they make a purchase decision. Here are a few ways small businesses can capture a piece of the highly lucrative back to school business.

OFFER CONVENIENT PURCHASE OPTIONS. Last year, the NRF estimated that consumers would spend nearly \$700 on K-12 back to school related supplies, and just over \$900 for college-related purchases—and that was in a “down” economy. Thanks to a strong housing market, low interest rates, and a stock market that is setting records, consumers are beginning to feel some relief from the recession-type sentiment of years past. According to research by MasterCard, times of economic despair tend to work in favor of payment tools like cash, checks, prepaid gift, and debit cards that limit spending, but, as the economic outlook becomes more positive in the mind of the consumer, the reverse happens, and consumers begin to use credit cards more freely. If you do not currently accept credits cards at the point of sale, which includes online, in store, and even at a temporary location you may attend to promote your products, you miss a key opportunity to capture back to school business.

DON'T MISS THE BUS. Time recently reported that major retailers like Wal-Mart, JCPenney and Target began promoting back to school offers in mid-June this year. Don't wait to start thinking about what you can offer back to school shoppers, and talking to your customers about those promotions, even if it seems far too early in the summer. They may not buy right away, but when they know what you have to offer, you become part of their consideration set when they are ready to tackle their back to school shopping.

KEEP YOUR AUDIENCE IN MIND. It's estimated that people now check smartphones and mobile devices more than 100 times a day to engage apps, read email messages, and browse/shop online. To market effectively to today's consumer you must serve the smartphone, mobile and desktop user effectively. Email marketing campaigns should have a compelling subject line, be functional and visible on a variety of screen sizes and orientations (ensuring that images are visible on a variety of email clients, like Gmail, Yahoo and Outlook), and allow the consumer to click directly



from the email to your website to purchase. Likewise, your website should be “responsive” in the sense of automatically adjusting the screen orientation and imagery to fit a variety of devices, and functional enough that consumers can search, add items to a shopping cart, complete checkout, and contact your place of business by clicking on the phone number on your site for an automatic phone connection.

MAKE YOUR PROMOTIONS MEANINGFUL. Back to school sales and discount codes are only effective to the degree that they solve a problem for your audience that another retailer cannot. Before you design your back to school campaigns, consider what will “speak” to the different audience segments you wish to target, and how you can position your products in such a way that shoppers cannot find the same (or better) offer elsewhere. For example, teachers may welcome the idea of a safe and simple craft kit that they can bring into the classroom to facilitate learning, while parents who are preparing to send a college student back to campus may respond to a ready-to-go shower caddy. Parents of younger kids may be interested in creative but inexpensive school-themed gift basket that parents can gift to their child's new teachers, or coaches.

Back to school presents plenty of “needs” for consumers. The better you can simplify their experience and offer solutions, the more equipped you are to capture their attention during this time of extreme marketing clutter, and avoid having to compete on price, or with larger competitors with a bigger marketing budget, and product selection.



Stephanie Taylor Christensen is a former financial services marketer turned stay at home working mom, yoga instructor and freelance writer covering personal finance, small business, consumer issues, work-life balance and health/wellness topics for ForbesWoman, Minyanville, SheKnows, Mint, Intuit Small Business, Investopedia and several other online properties. She is also the founder of Wellness On Less and Om for Mom prenatal yoga. Stephanie wrote this feature article exclusively for Debbie May.com (www.DebbieMay.com), an organization dedicated to helping small businesses succeed.



BUSINESS ARTICLE: PROFIT VS. CASH FLOW

By Geoffrey Michael

Your business is racking up sales and the money's rolling in. Bills are getting paid and on the surface, things seem to be going pretty well. You might even be making a profit, but you won't know for sure without having a financial management system in place.

To those without a business background, it's fairly easy to confuse cash flow with profit. They're not unrelated, but it's important to understand how both concepts impact the operation of your business. An explanation of this interrelationship requires an understanding of basic accounting principles.

ACCOUNTING METHODS. The cash method records the actual movement of cash through a business. It recognizes expenses on the date they're paid and recognizes income on the date cash is collected for a sale. This method closely tracks the actual inflows and outflows of cash.

The accrual method matches income and expenses. It recognizes expenses on the date they're incurred, not when they're paid. Likewise, it recognizes income on the date of sale, even if payment is not received on that date. While most accountants recommend this method and many businesses are required to use it, it does complicate the tracking of cash flow due to the timing differences.

PROFIT. When your sales revenue or receipts exceed total expenses, you're making a pretax profit. Determining revenue is the easy part. It's the sum of all products or services sold during a specified period. Daily, weekly, and monthly sales figures can be used to track trends and refine annual goals.

Determining expenses is more complex and requires an understanding of basic finance and accounting. It's the total dollar value of time, money, and resources utilized to produce and sell your product or service. It's a combination of both direct and indirect costs.

Direct costs are incurred for a specific product or service and include all the labor, parts, and material cost. They are variable in nature and are largely a function of the number of units

produced. The more you make and sell, the lower the unit cost will be. This provides more pricing flexibility and the ability to increase profit margins.

Indirect costs are often referred to as "overhead" and are spread over everything that you do. They include rent, utilities, office supplies, advertising, company benefits, equipment maintenance, vehicles, capital expense, and loan payments. These costs are relatively fixed over time and can be controlled to some degree with careful planning and budgeting.

CASH FLOW. Cash flow is a measure of the movement of money over time, and your goal is to keep it positive or in your favor. Cash inflows usually result from company operations, financing, or investing. Cash outflows usually result from company expenses or investments. Some companies prepare a "statement of cash flows" that reports the amount of cash generated in a specified period. Generating cash is the goal of any business and it's used as one indication of financial strength.

There are ways to maximize how you manage the incoming and outgoing cash streams. You want the rate at

which money comes in to exceed the rate that it's going out. Here are some suggested techniques for improving cash flow:

- Keep inventories as low as possible and still meet projected demand
- Offer discounts to cash customers
- Get paid on delivery for product sales
- Monitor and follow up on all invoiced sales to ensure prompt payment (reduce accounts receivable)
- Negotiate favorable payment terms with suppliers to hold onto your money as long as possible (increase accounts payable)
- Set up electronic payments to pay your routine bills exactly on the due dates (increase accrued expenses payable)
- Reduce the production times for your products
- Compare actual cash flow performance to your forecast, and implement corrective actions where needed

SIMPLE EXAMPLE. To some degree, profit and cash flow engage in a "chicken or the egg" relationship. Making a profit generates cash, but it takes cash to pay the bills and keep the business operating. If those bills aren't getting paid, it won't be long before those profits dry up and the cash flow slows down or stops. In a sense, timing is everything.

If you spend \$100 to make a product and sell it for \$150, you've made a \$50 profit under accrual accounting. But what if you don't receive the \$150 until three months after the sale occurs? During those three ensuing months, you still have to pay your bills that don't go away while you're waiting for your money. Unless you have other sources of cash, your negative cash flow is a significant problem.

Profit only compares income and expense at a single point in time, but this snapshot may not present an accurate picture of how your business is really doing. Cash flow is a dynamic representation of the amount and timing of money moving into and out of your business. It's more aligned with reality, and how it's trending will provide valuable insight into the health of your business.

IMPACTS. Making a profit clearly helps your cash flow, but the cash generated could be more or less than the amount of profit. For many reasons, positive cash flow doesn't necessarily mean you're turning a profit. For example, if you hold a fire sale on your entire existing inventory, that will generate a lot of cash at the time you do it. However, if you're selling that inventory for less than it cost, you won't make a profit.

Offering timely discounts to customers may have an immediate negative effect on profit, but will simultaneously improve cash flow and may increase sales volume. Both have potential long-term benefits to the bottom line.

SUMMARY. Many small business owners become overwhelmed when they discover the unexpected complexities of financial accounting. While this brief overview of profit and cash flow may help to understand these concepts, you should seek the services of a professional accountant to set up your financial recordkeeping.

An accountant can provide regular reports and trend analyses for profit, cash flow and many other financial indicators that are keys to your future success. The bottom line is that you want to be in compliance with all applicable laws and regulations, and you don't want problems with the IRS.




Geoffrey Michael (www.geoffreymichael.pro) is a freelance writer specializing in business, marketing, personal finance, law, science, aviation, sports, entertainment, travel, and political analysis. He graduated from the United States Air Force Academy and is also licensed to practice law in California and New Hampshire. Geoffrey wrote this feature article exclusively for DebbieMay.com, an organization dedicated to helping small businesses succeed.



templateplace.com

This affordable, easy-to-use website can help you create what you need to help you succeed.

- Standard Web Templates
- E-Commerce Templates
- Graphic Design Services



Please Call to Place
Your Order:

800.908.7042



W Wholesale Supplies **Plus**

SOAP MAKING SUPPLIES FOR
CP AND MELT & POUR SOAP MAKERS

SHOP NOW >>

A



B



C



D



E



F



ON TREND

SUNFLOWER POWER!

We are inspired by these big beautiful flowers that are sprouting up in fashion, home decor, and cosmetic trends. If you look around, you can find them almost anywhere!

A. Evening Sun Hi Rise Short
freepeople.com

B. Faux Sunflower Stem
potterybarn.com

C. Sunflower Door Mat
bedbathandbeyond.com

D. Preserved Sunflower Wreath
williamsonoma.com

E. Sunflower Drop Waist Dress
forever21.com

F. Van Gogh Sunflowers Flask
Rockyart • etsy.com

G



H



I



J



G. Sunflower Soap Mold (MW 139)

H. Sunflower Type Fragrance Oil

I. Sunflower Oil - Refined

J. Sunflower Orange Color

AUGUST 2014 RETAIL TRENDS

END-OF-SUMMER TRENDS

A



SALT

A. Salt Bath Mint
needsupply.com

B. Olivine Love + Salt Mist
anthropologie.com

C. Ocean Salt Face & Body Scrub
lushusa.com

B




C



D



E



F



PARSLEY

D. Parsley Hand Soap
mrsmeysers.com

E. Parsley Porridge Bar Soap
lushusa.com

F. Lemon Parsley Hand Lotion
newallkitchie.com

G



MANGO

G. Mango Body Scrub
thebodyshop-usa.com

H. Mango Seed Lip Scrub
Lovely Me: ex • urbanoutfitters.com

I. White Mango Chill Lotion
bathandbodyworks.com

H



I





END OF SUMMER TRENDS

SALT, PARSLEY & MANGO AT WSP!

- A. Mango Coconut FO 116
- B. Sea Salt Hair Spritz Kit
- C. Lemon Seed & Parsley FO 577
- D. Dead Sea Salt - Coarse Grain
- E. Bath Water Crystals - Medium
- F. Mango Butter - Refined
- G. Mango Cilantro* FO 157
- H. Coconut Milk & Lavender Salts
- I. Parsley Powder

ADDITIONAL PRODUCTS

[NOT PICTURED]

- Neon Mango Madness Dye
- Cuticle Cream w. Mango Butter Kit
- Shea Butter Salt Scrub Kit
- Dendritic Salt
- Bath Salts with Botanicals Kit
- Mango Papaya Fragrance Oil 93

SHOW & TELL HIGHLIGHTS

Advertise Your Products



CEDARWOOD & SAGE BEARD OIL

Submitted by: Marcus, MO



DIRT SCENTED CP SOAP

Submitted by: Erin, KS



ACAI BERRIES & SATIN CP

Submitted by: Erin, KS

CUSTOMER SHOW & TELL PROGRAM Participate Today & Advertise Your Products

We understand that many people find our site and seek to buy handmade soaps and cosmetics. The WSP Show & Tell page is our way of connecting buyers with handmade artisan businesses. Participate today and show off your creations!

Submit your own photo or your product for a professional photo shoot!

- WSP Customer Show & Tell is available to ALL customers.
- Show and Tell products submitted must be handmade with at least 3 products purchased at Wholesale Supplies Plus.
- Show and Tell products must be original and unique to the artisan submitting the product for display. No resale items.
- Platinum and Gold reward level customers are invited to participate in a free professional photography photo shoot. Professional photos will be used on the Show & Tell page. The customer will also have rights to use the photo on his/her own website or in marketing materials.
- Products submitted for the free professional photo shoot must be mailed to Wholesale Supplies Plus. Each product is required to have a completed informational sheet. To obtain a blank information sheet, go to <http://www.wholesalesuppliesplus.com/PDFs/ShowAndTellPermission.pdf>

LEARN MORE: <http://www.wholesalesuppliesplus.com/Show-And-Tell.aspx>



**CRAFTER'S CHOICE®
BEESWAX WHITE PASTILLES NF**

Q: Jassy Asked:

"Is the White Pastilles just as good as the golden like tint of beeswax? I've never seen the white pastilles before"

A: WSP Staff Answered:

"It is a matter of preference. We have used both in recipes and have had success."



**MILKY WAY®
LAVENDER WILD SOAP MOLD**

Q: Heather Asked:

"Whats the best way to pop these out? And how long should you wait to unmold?"

A: Florence Page Answered:

"I've found the key to popping these out easily, is to make sure you fill them all the way up completely. It makes a huge difference."



**FACE CREAM WITH WHITE TEA
EXTRACT STARTER KIT**

Q: Nancy Asked:

"Do you offer Sunscreen Protection that I would be able to add to this product?"

A: WSP Staff Answered:

"Sunscreen is not considered a cosmetic, but is considered a drug and is regulated by the FDA. To claim that your product contains sun protection or SPF, the product needs to undergo testing by a lab..."






JULY 2014 • CONTEST WINNERS WholesaleSuppliesPlus.com

\$50 GIFT CERTIFICATE	Debbie - 37	Jennifer - 23	Mary - 94	Carrie - 74
\$30 GIFT CERTIFICATE	Heather - 32	Nancy - 22	Maria - 37	Julie - 59
\$15 GIFT CERTIFICATE	Heather - 29	Barbara & Michelle- 21	Ramona & Bethany - 23	Chris - 46
\$10 GIFT CERTIFICATE	Michelle - 26	Carmen - 19	Pamela - 22	Alysa - 28
\$5 GIFT CERTIFICATE	Vicki - 24	Bethany - 15	Kathryn - 19	Kathryn - 21

AUGUST 2014 • SALE CALENDAR *WholesaleSuppliesPlus.com*

AUGUST 2014 • SALE CALENDAR

One-Day Deals

SUN.	MON.	TUES.	WED.	THUR.	FRI.	SAT.
	AUG 4 PREMIUM GOAT MILK MP SOAP BASE ON SALE - MONDAY, AUGUST 4th					
	AUG 11 CLAMSHELLS & BATH BOMB MOLDS ON SALE - MONDAY, AUGUST 11th					
	AUG 18 LAVENDER ESSENTIAL OIL 30/32 -100 & 40/42 - 139 ON SALE - MONDAY, AUGUST 18th					
	AUG 25 LIP BALM & LIP GLOSS BASES ON SALE - MONDAY, AUGUST 25th					
	SEP 1 NO SALE • HAPPY LABOR DAY!					

FRAGRANCE OF THE MONTH

Crafters Choice™
LAVENDER
FRAGRANCE OIL 91
ON SALE IN AUGUST



WIN WIN \$50 GIFT CERTIFICATE FOR PARTICIPATING IN Q&A

Every week, our top contributors to WSP product Q&A will receive a gift certificate of \$50, \$30, \$15, \$10, and \$5 to WSP.

RECEIVE COUPONS FOR RATING PRODUCTS ON WSP

Every time you submit a product review on the WSP website, you will receive a coupon for that product that can be applied on your next order!

AUGUST 2014 • COUPONS *WholesaleSuppliesPlus.com*



CRAFTER'S CHOICE®
TUPELO HONEY SWEETENED
FLAVOR OIL 670

15% OFF Enter Code:
WSP-10030
Exp. 8-31-14



MILKY WAY®
BEE FANCY MILKY WAY MOLD
MW-41

15% OFF Enter Code:
WSP-9771
Exp. 8-31-14



CRAFTER'S CHOICE®
BRONZE SPARKLE MICA
POWDER

15% OFF Enter Code:
WSP-2539
Exp. 8-31-14

Enter coupon code during checkout. Good for in stock, internet orders only. No rainchecks.

THIS TIME, WE *REALLY* RAISED THE BAR.



ACTUAL PRODUCT REVIEWS FROM SATISFIED SOAPERS

“I love this melt and pour. It worked exactly as I thought it would...Great product!”



Basic Clear MP Soap Base
Customer Review - Pamela, 1/2014

“Quality is awesome! Skin is soft after use. Thanks again for such good quality and price!”



Basic MP Soap Base
Customer Review - Gohar, 6/2014

“Gives luxurious lather. Has great skin feel. Customers love the creaminess and feeling of moisturizing after.”



Basic MP Soap Base - Goat Milk
Customer Review - Dorothy, 7/2013

“This base was perfect for my melt and pour soaps and everyone who has tried it has been raving about it!”



Detergent Free Three Butter Soap
Customer Review - Lindsey, 2/2014

CRAFTER'S CHOICE® MELT & POUR SOAP BASES

DETERGENT FREE - BASIC - PREMIUM - SIGNATURE

OUR SOAP BASES ARE USED FOR HANDMADE SOAPMAKING. CHOOSE FROM DETERGENT FREE SOAP WITH NO SLS, LOW SWEAT GLYCERIN SOAP, GOAT MILK SOAP, HONEY SOAP, ALOE VERA SOAP, OLIVE OIL SOAP, HEMP OIL SOAP, AND SHEA BUTTER SOAP. ALL OF OUR SOAP BASES ARE PRODUCED IN THE USA!



DETERGENT FREE BASES

Traditional soap that does not contain synthetic detergents or parabens. Excellent skincare performance with 100% of the lather produced from saponification of natural oils.

- Aloe & Olive Oil
- Baby Buttermilk
- Clear
- Coconut Milk
- Goat Milk
- Hemp
- Honey
- Shea Butter
- Three Butter
- White

BASIC BASES

Very popular bases, ideal for price sensitive shoppers. Formulated with a smaller percentage of foam boosting additives which results in a beautiful creamy lather.

- CLEAR
- GOAT MILK
- WHITE

PREMIUM BASES

Commonly referred to as the "best of the best" in the industry. High lather ingredients resulting in exceptional skin care performance.

- Aloe & Olive Oil Melt & Pour
- Extra Clear Melt & Pour
- Goat Milk Melt & Pour
- Clear Melt & Pour
- White Melt & Pour
- Shea Butter Melt & Pour
- Ultra White Melt & Pour

SIGNATURE BASES

Used to produce soap for some of the largest retail establishments. Made with tight ingredient specifications while using unique processes that optimize performance.

- Crystal Clear
- Honey
- Oatmeal
- Shave & Shampoo
- Suspension Clear
- Suspension White
- Three Butter Plus

ONLY THE BEST INGREDIENTS MAKE THE BEST SOAPS.



THE BEST QUALITY OILS & BUTTERS

OUR AFFORDABLE, HIGH QUALITY OILS AND BUTTERS WILL HELP MAKE YOUR PRODUCTS STAND OUT FROM THE CROWD! THEY ARE USED BY PROFESSIONAL ARTISANS TO MAKE SOAPS, LOTIONS, SCRUBS, LIP PRODUCTS, HAIR CONDITIONERS AND MUCH MORE!

Crafter'sChoice®

Number One Brand Chosen By Professional Crafters.



THE BEST OILS & BUTTERS.

SPECIALTY FIXED OILS - NATURAL BUTTERS


WHOLESALE SUPPLIES PLUS SELLS TOP QUALITY INGREDIENTS & SUPPLIES TO THOUSANDS OF CRAFTERS THAT CREATE BEAUTIFUL HANDMADE SOAPS AND BATH AND BODY PRODUCTS FOR THOUSANDS OF CONSUMERS. IT IS IMPORTANT TO US THAT WE CARRY THE BEST QUALITY BUTTERS AND OILS.

CRAFTER'S CHOICE® FIXED OILS



- Aloe Vera Oil - Clear & Golden
- Apricot Kernel Oil
- Argan Oil
- Avocado Oil
- Babassu Oil
- Camelina Oil
- Castor Oil
- Coconut Oil - 76° Melt
- Coconut Oil - Fractionated
- Evening Primrose Oil
- Glycerin - Natural
- Grape Seed Oil
- Hazelnut Oil
- Hemp Seed Oil - Natural
- Jobba Oil - Clear & Golden
- Macadamia Nut Oil
- Meadowfoam Seed Oil
- Mineral Oil
- Neem Oil
- Olive Oil - Extra Virgin
- Olive Oil - Pomace
- Olive Oil - Refined A
- Palm Kernel Flakes - 102° Melt
- Palm Oil
- Pumpkin Seed Oil
- Rice Bran Oil
- Rose Hip Seed Oil
- Safflower Oil
- Sesame Oil
- Shea Butter - Liquid, Refined
- Soybean Oil
- Sunflower Oil - Refined
- Sweet Almond Oil - Refined
- Walnut Oil
- Wheat Germ Oil

CRAFTER'S CHOICE® BUTTERS



- Acai Butter Blend
- Almond Butter Blend
- Aloe Butter Blend
- Argan Butter Blend
- Avocado Butter Blend
- Brazil Nut Butter Blend
- Chamomile Butter Blend
- Cocoa Butter - Refined & Natural
- Coffee Butter Blend
- Cranberry Butter Blend
- Cupuacu Butter
- Green Tea Butter Blend
- Hemp Seed Butter Blend
- Horsetail Butter Blend
- Jobba Butter Blend
- Kokum Butter
- Lanolin Butter
- Lemon Butter Blend
- Macadamia Butter Blend
- Mango Butter - Refined
- Mono Butter Blend
- Olive Butter Blend
- Palm Butter Blend
- Pumpkin Seed Butter
- Shea Butter - High Melt, Refined
- Shea Butter - Liquid, Refined
- Shea Butter - Natural
- Shea Butter - Ultra Refined
- Shorea (Sal) Butter
- Soy Butter Blend
- Tucuma Butter

THE BEST BASES FOR YOUR SKIN CARE LINE

PAMPER YOUR SKIN AND YOUR PRODUCT LINE WITH OUR READY TO USE BASES. OUR LOTION BASES AND SHOWER GELS ARE EASY TO CUSTOMIZE BY SIMPLY ADDING COLOR AND FRAGRANCE. SELECT FROM OUR HUNDREDS OF PACKAGING OPTIONS TO FINISH YOUR DESIGN. NOT SURE WHICH BASE BEST SUITS YOUR NEEDS? TRY OUR 16 OZ SIZES WITH FREE SHIPPING!

A LOTION BASE FOR ALL SKIN TYPES

Ten lotion bases providing moisture for all skin types.



LOTION BASE SAMPLER KIT

BASIC LOTION BASE
GENTLE FACE & BABY LOTION BASE
GOAT MILK & HONEY LOTION BASE
HEAD TO TOE LOTION BASE
LUXURY HAND & BODY LOTION BASE
MOISTURIZING WITH EVENING PRIMROSE
SATIN & SILK LOTION BASE
SHEA ALOE BUTTER BASE
SHEA BUTTER & ALOE LOTION BASE
SILKY BODY BUTTER BASE

“This is by far my best selling product of all.
Customers keep coming back for more!”



Goat Milk & Honey Lotion Base
Customer Review - Thema, 6/2014

CUSTOMIZE YOUR PRODUCT LINE WITH EASY-TO-USE READY-MADE BASES

LOTION BASES - LIQUID WASHES - HAIR CONDITIONER & MORE

WHY STOP AT SOAP? READY-MADE BASES MAKE IT EASY TO DO SO MUCH MORE. WHOLESAL SUPPLIES PLUS SELLS A BROAD VARIETY OF READY MADE BASES FOR YOUR BATH AND BODY PRODUCT LINE. BE SURE TO CHECK OUT THE MOISTURIZING LOTION BASES, LATHERING LIQUID WASHES, DEEP CONDITIONING HAIR CARE, PRE-MADE PET BASES AND SO MUCH MORE.

CRAFTER'S CHOICE® BASIC BASES

Basic Lotion Base
Bubble Bath - Clear
Lotion with Evening Primrose
Pet Shampoo
Shower Gel - Crystal Clear

CRAFTER'S CHOICE® PREMIUM BASES

Aloe Vera Gel
Body Splash
Clear Conditioning Shampoo
Foaming Hand & Body Soap
Gentle Face and Baby Cream
Goat Milk & Honey Lotion
Head to Toe Lotion
Liquid Suspension Soap Base
Luxury Hand and Body Cream
Luxury Moisturizing Mist
Pampering Pet Spray
Satin & Silk Lotion
Shea Butter & Aloe Lotion
Silky Body Butter

CRAFTER'S CHOICE® SPECIALTY BASES

Bath Tea: Balancing
Bath Tea: Basic
Bath Tea: Cold & Flu
Bath Tea: Herbal Blend
Bath Tea: Muscle Rescue
Bath Tea: Pampering
Bath Tea: Relaxation
Bath Tea: Sinus Relief
Bath Water Crystals - Medium
Dead Sea Salt - Coarse, Fine Grain
Dendritic Salt
Epsom Salts (Magnesium Sulfate)
European Spa Salt - Fine, Med, Course
Foaming Bath Whip
Hair Conditioner Concentrate
Lip Balm Base for Pots
Lip Balm Base for Sticks
Multi-Spray Concentrate
Roll on Perfume Base
Salt Blend - Dead Sea (Pure)
Shea Aloe Butter
Salt Blend - European Sea

COSMETIC ADDITIVES FOR EVERY RECIPE & FORMULA

SOLID ADDITIVES - LIQUID ADDITIVES - POWDER ADDITIVES

WHETHER YOU ARE FORMULATING YOUR OWN LOTION RECIPE, CUSTOMIZING YOUR COLD PROCESS SOAP WITH SPECIAL ADDITIVES, OR DEVELOPING A UNIQUE BODY WHIP RECIPE WHOLESAL SUPPLIES PLUS CARRIES A BROAD SELECTION OF UNIQUE COSMETIC ADDITIVES FOR ALL OF YOUR NEEDS.

CRAFTER'S CHOICE® SOLID ADDITIVES

Beeswax - White Pastilles NF
Beeswax - Yellow Pastilles NF
Candellila Wax
Candy Sprinkles - Carnival Colors
Candy Sprinkles - Chocolate Brown
Carnauba Wax
Emulsifying Wax - Conditioning
Emulsifying Wax - Soft & Silky
Emulsifying Wax - Traditional
Jojoba Beads - Green, Pink, Blue
Kelp Granules
Lemon Peel Granules
Smooth & Creamy Lotion Bar Additive
Sodium Hydroxide - 55 lb Bag
Stearic Acid
Vita Burst Beads - Blue

CRAFTER'S CHOICE® LIQUID ADDITIVES

Bamboo Extract - Water & Oil Soluble
Bubble Up
Bubble Wash Pearlizer
Bubble Wash Thickener
Calendula Extract - Water Soluble
Carrot Seed Extract - Water Soluble
Chamomile Extract - Water Soluble
Cyclomethicone (Sprayable Perfume)
Dimethicone
Dipropylene Glycol
Germaben II
Germaben II E
Germall Plus Liquid
Glycerin - Natural
Honeyquat
Hydrosols
Isopropyl Myristate
Jewelweed Extract - Water Soluble
Mineral Oil
Optiphen Plus
Phenonip
Polysorbate 20
Rosemary Oleoresin Extract (ROE)
Saccharin for Oil (Sweet for Lip Bases)
Silk Amino Acids Liquid
Sodium Lactate 60%
Vanilla Color Stabilizer - CP Soap
Vanilla Color Stabilizer - Lotions - Washes
Vanilla Color Stabilizer - MP Soap
Vitamin E Natural T-50
Vitamin E Natural T-90
White Tea Extract - Water Soluble

CRAFTER'S CHOICE® POWDER ADDITIVES

Aloe Vera Powder - 100X & 200X
Apricot Seed Powder
Arrowroot Powder
Baking Soda (Sodium Bicarbonate)
Beige Illite Clay
Benzoin Powder
Blueberry Seeds
Blush Kaolin Clay
Brown Sugar - Raw Demerara Crystals
Buttermilk Powder
Chocolate Brown Illite Clay
Citric Acid Powder
Coconut Milk Powder
Cornstarch - Pure
Goats Milk Powder
Gray Illite Clay
Lathanol LAL Powder - aka: SLSa
Luffa Powder - Natural
Nettle Leaf - Botanical
Oat Scrub
Oat Scrub - Chopped Oats
Oatmeal - Colloidal NF
Orange Illite Clay
Orange Peel Granules
Poppy Seeds
Puddy Illite Clay
Pumice Powder
Pumice Powder - Super Fine
Pumpkin Flakes
Pumpkin Illite Clay
Silk Amino Acids Powder
Slate Kaolin Clay
Soy Milk Powder
Soy Scrub
Strawberry Seeds
Sugar - White Granulated Sugar
Super Sweet (All Natural)
Tan Illite Clay
Tapioca Starch - Modified
Tapioca Starch - Pure
Walnut Shell Powder
Xanthan Gum - Transparent Thickener
Yogurt Powder
Zinc Oxide Powder



"I use these flakes in salts & scrubs & my customers love them. They are exfoliating and have a nice smell to them."

Pumpkin Flakes
Customer Review - Michelle, 1/2014



A RAINBOW OF MP SOAP COLOR BARS

SPARKLE MICAS - NEONS - PIGMENTS & OXIDES - CLEAR

SOAP COLOR BARS ARE CONVENIENT CUBES OF CONCENTRATED COLOR THAT EASILY BLEND INTO YOUR MELT & POUR SOAP. BLEND COLORS BY MIXING HALF OF A CUBE WITH ANOTHER HALF. PLAY WITH DARKENING YOUR SOAP BY ADDING MORE OR LESS OF THE CUBE. THIRTY DIFFERENT COLORS FOR MELT & POUR SOAP.

CRAFTER'S CHOICE® SOAP COLOR BARS

24 Karat Gold Sparkle Soap Color Bar
Black Sparkle Soap Color Bar
Bronze Sparkle Soap Color Bar
Brown Sparkle Soap Color Bar
Cafe Latte Sparkle Soap Color Bar
Crimson Sparkle Soap Color Bar
Ivory Lace Sparkle Soap Color Bar
Matte Americana Red Soap Color Bar
Matte Black Soap Color Bar
Matte Brown Soap Color Bar
Matte Cobalt Blue Soap Color Bar
Matte Lavender Soap Color Bar
Matte Orchid Soap Color Bar
Matte Teal Green Soap Color Bar
Matte Woodland Green Soap Color Bar
Matte Yellow Soap Color Bar
Neon Bunch Berry Purple Soap Color Bar
Neon Citrus Blast Soap Color Bar
Neon Laser Lemon Soap Color Bar
Neon Mango Madness Soap Color Bar
Neon Tutti Frutti Soap Color Bar
Stained Glass Brilliant Lemon Lime Color Bar
Stained Glass Citrus Orange Soap Color Bar
Stained Glass Forest Green Soap Color Bar
Stained Glass Lemon Yellow Soap Color Bar
Stained Glass Ocean Blue Soap Color Bar
Stained Glass Santa Red Soap Color Bar
Stained Glass Violet Purple Soap Color Bar
White Sparkle Soap Color Bar
Yellow Gold Sparkle Soap Color Bar

A COLOR FOR EVERY OCCASION

THESE SOAP COLOR BARS
ARE SO FUN & SIMPLE TO USE
YOU WILL WANT TO TRY THEM
ALL!

COLOR BAR SAMPLER SETS

NEON

Sampler Set (5 Bars)

SPARKLING MICA

Sampler Set (9 Bars)

STAINED GLASS

Sampler Set (7 Bars)

POWDER COLORS, HERBS & CLAYS

MICA - STAINED GLASS CLEAR POWDERS - NATURAL COLORS - CLAYS

POWDER COLORS WORK BEAUTIFULLY IN YOUR SOAPS AND COSMETICS. NATURAL POWDERS AND CLAYS WORK BEST IN COLD PROCESS SOAPS AND BATH AND BODY PRODUCTS. MATTE POWDERS BLEND WELL WITH GLYCERIN AND INCORPORATE NICELY INTO YOUR PRODUCT. CONSIDER BLENDING POWDERS TO CREATE UNIQUE SHADES FOR YOUR RECIPE.

CRAFTER'S CHOICE® POWDER COLORS & GLITTER

24 Karat Gold Sparkle Mica Powder
Bath Bomb Blue Powder Color
Bath Bomb Orange Powder Color
Bath Bomb Red Powder Color
Bath Bomb Yellow Powder Color
Black Sparkle Mica Powder
Blue Oil Locking Mica Shimmer
Bronze Sparkle Mica Powder
Brown Sparkle Mica Powder
Cafe Latte Sparkle Mica Powder
Caribbean Blue Glitter
Copper Sparkle Mica Powder
Coral Oil Locking Mica Shimmer
Crimson Sparkle Mica Powder
Emerald Green Glitter
Green Oil Locking Mica Shimmer
Iridescent Super Sparkle Glitter
Ivory Lace Sparkle Mica Powder
Jet Black Glitter
Lilac Purple Glitter
Marigold Yellow Glitter
Matte Americana Red Oxide Pigment
Matte Black Oxide Pigment Powder
Matte Brown Oxide Pigment Powder
Matte Cobalt Blue Ultramarine Powder
Matte Lavender Ultramarine Powder
Matte Orchid Ultramarine Powder
Matte Purple Pigment Powder
Matte Teal Green Pigment Powder
Matte White Pigment Powder - For Oil
Matte White Pigment Powder - For Water
Matte Woodland Green Pigment Powder
Matte Yellow Oxide Pigment Powder
Neon Bunch Berry Purple Dye Powder
Neon Citrus Blast Dye Powder
Neon Laser Lemon Dye Powder
Neon Mango Madness Dye Powder
Neon Tutti Frutti Dye Powder
Pink Sparkle Mica Powder
Red Orange Glitter
Red Orange Oil Locking Mica Shimmer
Ruby Red Glitter
Stained Glass Apple Red Powder Color
Stained Glass Brilliant Lemon Lime Powder Color
Stained Glass Citrus Orange Powder Color
Stained Glass Lemon Yellow Powder Color
Stained Glass Ocean Blue Powder Color
Stained Glass Sea Blue-Green Powder Color
Stained Glass Strawberry Red Powder Color
Stained Glass Sunflower Orange Powder Color
Stained Glass Violet Purple Powder Color
Turquoise Green Glitter
White Sparkle Mica Powder
Yellow Gold Sparkle Mica Powder
Yellow Oil Locking Mica Shimmer
24 Karat Gold Sparkle Mica Powder

CRAFTER'S CHOICE® HERBS & CLAYS

Alfalfa Powder
Alkanet Root Powder
Annatto Seed Powder
Basil Powder
Beet Root Powder
Bentonite Clay
Black Walnut Powder
Carrot Powder
Chamomile Powder
Cornsilk Powder
Fig Powder
Flax Seed Powder
Fuller's Earth Clay
Grape Seed Powder
Kelp Powder
Lemon Powder
Maddar Root Powder
Myrrh Gum Powder
Olive Leaf Powder
Orange Powder
Paprika Powder
Parsley Powder
Pomegranate Powder
Pumpkin Powder
Rhassoul Clay
Rose Hip Powder
Rose Kaolin Clay
Rosemary Powder
Sage Powder
Sea Clay
Soapwort Root Powder
Spinach Powder
Spirulina Powder
Tomato Powder
Turmeric Powder
White Kaolin Clay

LIQUID COLORS

MATTE LIQUID PIGMENTS - STAINED GLASS CLEAR LIQUID COLORS

LIQUID PIGMENTS BLEND EASILY IN MELT AND POUR BASES AND BATH AND BODY PRODUCTS SUCH AS LIQUID SOAPS, FOAMING HAND SOAPS, SHOWER GELS, AND LOTION BASES. MANY OF THEM PAIR WELL WITH CRAFTER'S CHOICE® GLITTERS & MICAS FOR EXTRA SHIMMER.

CRAFTER'S CHOICE® MATTE LIQUID COLORS

Matte Americana Red Liquid Pigment
Matte Black Liquid Pigment
Matte Brown Liquid Pigment
Matte Cobalt Blue Liquid Pigment
Matte Lavender Liquid Pigment
Matte Orchid Liquid Pigment
Matte Purple Liquid Pigment
Matte Teal Green Liquid Pigment
Matte White Liquid Pigment
Matte Woodland Green Liquid Pigment
Matte Yellow Liquid Pigment

CRAFTER'S CHOICE® CLEAR LIQUID COLORS

Stained Glass Apple Red Liquid Color
Stained Glass Brilliant Lemon Lime Clear Color
Stained Glass Citrus Orange Liquid Color
Stained Glass Forest Green Liquid Color
Stained Glass Lemon Yellow Liquid Color
Stained Glass Ocean Blue Liquid Color
Stained Glass Santa Red Liquid Color
Stained Glass Sea Blue-Green Liquid Color
Stained Glass Strawberry Red Liquid Color
Stained Glass Sunflower Orange Liquid Color
Stained Glass Violet Purple Liquid Color



“I really like the stained glass liquid colors from WSP. They incorporate a bit more easily and evenly into my products. This one gives a nice bold color (lemon) in clear bases with a very small amount and creates pretty pastels (banana) in white bases.”



Stained Glass Lemon Yellow Liquid Color
Customer Review - Tara, 1/2014

SILICONE MOLDS

MELT & POUR - COLD PROCESS - HOT PROCESS

WHOLESALE SUPPLIES PLUS SELLS TOP QUALITY INGREDIENTS & SUPPLIES TO THOUSANDS OF CRAFTERS THAT CREATE BEAUTIFUL HANDMADE SOAPS FOR THOUSANDS OF CONSUMERS. WE HAVE CHOSEN TO CARRY THE LEADING BRANDS OF TOP QUALITY SOAP MAKING MOLDS. THERE IS A MOLD TO MEET EVERYONE'S PERSONAL TASTE AND STYLE. REGULARLY IN STOCK. ALL MOLDS SHIP FREE WITHIN THE CONTIGUOUS UNITED STATES.



CRAFTER'S CHOICE SILICONE MOLDS

Guest Silicone Loaf Mold 1502
Heart Guest Silicone Mold 1612
Long Silicone Soap Loaf Mold
Oval Basic Silicone Mold 1606
Oval Classic Silicone Mold 1604
Oval Guest Silicone Mold 1608
Rectangle Basic Silicone Mold 1601
Rectangle Classic Silicone Mold 1603
Rectangle Guest Silicone Mold 1610
Regular Silicone Loaf Mold 1501
Round Basic Silicone Mold 1602
Round Guest Silicone Mold 1607
Soap Pop Silicone Mold 1611
Square Basic Silicone Mold 1605
Square Guest Silicone Mold 1609
Tray 12 Rectangles Silicone Mold 1701

Crafter'sChoice®

WILTON SILICONE MOLDS

Brownie Bite (24 Mini Squares) Silicone Mold
Bunny Heads (24 Mini) Silicone Mold
Cake Pop Silicone Mold
Christmas Assorted Silicone Mold (Full Size)
Christmas Bulb (24 Mini) Silicone Mold
Christmas Tree (24 Mini) Silicone Mold
Cupcake Round Silicone Molds
Daisy Flower (Petite) Silicone Mold
Deco-It: Ferns & Dragonflies Silicone Mold
Deco-It: Folk Designs Silicone Mold
Deco-It: Jewelry Silicone Mold
Deco-It: Macrame Silicone Mold
Deco-It: Sea Life Silicone Mold
Easter Egg (Petite) Silicone Mold
Flip Flop (Mini) Silicone Mold
Flower Silicone Mold
Football Silicone Mold
Gingerbread Man (12 cavity) Silicone Mold
Gingerbread Man (24 Mini) Silicone Mold
Heart Mold Silicone Mold
Heart Pops Silicone Mold
Heart Ruffled Silicone Mold
Lips Silicone Mold
Muffin (Petite) Silicone Mold
Muffin Silicone Mold
Pumpkin (24 Mini) Silicone Mold
Pumpkin Faces Silicone Mold
Shamrock Silicone Mold
Silicone Set 1 - Seashore, Stars, Flowers
Silicone Set 2 - Snowman & Christmas Trees
Snowflake (24 Mini) Silicone Mold
Snowman Silicone Soap Mold (His & Her)
Star Pops Silicone Mold
Star Silicone Mold



"Perfect! Nice weight. Firm yet flexible. So many silicone molds are just too flimsy to use but not this one! I liked it so much I purchased another one!"




Crafter's Choice™ Round Basic Silicone Mold 1602
Customer Review - Barbara, 5/2014

LOAF MOLDS FOR SOAP MAKING

COLD PROCESS - HOT PROCESS

WHOLESALE SUPPLIES PLUS TAKES PRIDE IN THEIR LINE OF LOAF MOLDS FOR SOAP MAKING. CUSTOMERS RAVE ABOUT THESE TOP QUALITY PRODUCTS. THEY ARE LONG LASTING AND DURABLE.



CRAFTER'S CHOICE WOODEN MOLD

Crafters Choice™ Loaf - Long Silicone Soap Mold (Fits In Wood Mold)

Crafters Choice™ Mold Bag Liner - Fits In Long Wood Soap Mold

CRAFTER'S CHOICE SILICONE LOAF MOLDS

Crafters Choice™ Loaf - Long Wood Soap Mold

Crafters Choice™ Loaf - Regular Silicone Mold 1501

Crafters Choice™ Loaf - Guest Silicone Mold 1502

CRAFTER'S CHOICE PLASTIC LOAF MOLD

Crafters Choice™ Loaf - Plastic Soap Mold (CC 136)

"Thank you for producing such a strong mold that is made to withstand years of soap making. Truth be told, I will only buy my molds from WSP after ordering this one; The prices are the best around and the quality is UNMATCHED. Thank you for understanding what constitutes an excellent product."



Long Silicone Loaf Soap Mold
Customer Review - Bryan, 11/2013

Crafter'sChoice®

PLASTIC SOAP MOLDS

MELT & POUR - COLD PROCESS - HOT PROCESS

WE HAVE A MOLD FOR EVERY HOLIDAY AND EVERY NEED. SELECT FROM FULL SIZE BARS, GUEST BARS AND EVEN LOAF MOLD DESIGNS. SOME OF OUR FAVORITES INCLUDE THE EASY TO USE TRAY MOLDS.

MILKY WAY PLASTIC TRAY MOLDS

Arabesque Soap Mold Tray (MW 137)
Art Deco Fauna Soap Mold Tray (MW 88)
Beehive Soap Mold Tray (MW 89)
Brocades Soap Mold Tray (MW 18)
Bubbles Soap Mold Tray (MW 10)
Cow and Calf Soap Mold Tray (MW 79)
Faith, Hope, Love Soap Mold Tray (MW 08)
Fir Tree Soap Mold Tray (MW 96)
Fleur de Lis Soap Mold Tray (MW 12)
Fruit Guest Soap Mold Tray (MW 97)
Goat Milk Guest Tray Soap Mold (MW 09)
Goats Milk Soap Mold Tray (MW 21)
Gothic Florals Soap Mold Tray (MW 11)
Grapes & Leaves Soap Mold Tray (MW 100)
Handmade Guest Tray Soap Mold (MW 22)
Handmade Large Soap Mold Tray (MW 144)
Handmade Soap Mold Tray (MW 15)
Hearts Carved Soap Mold Tray (MW 102)
Hearts & Arrow Soap Mold Tray (MW 104)
Hibiscus Soap Mold Tray (MW 150)
Honeybee Guest Soap Mold Tray (MW 105)
Knots Soap Mold Tray (MW 115)
Lavender Soap Mold Tray (MW 117)
Olive Oil Soap Mold Tray (MW 06)
Op Art Soap Mold Tray (MW 125)
Paisley Soap Mold Tray (MW 126)
Paw Prints Soap Mold Tray (MW 37)
Pinecones Soap Mold Tray (MW 129)
Rectangle Basic Soap Mold Tray (MW 23)
Rectangle Guest Soap Mold Tray (MW 27)
Rectangle Large Soap Mold Tray (MW 142)
Ribbons Soap Mold Tray (MW 132)
Square Basic Soap Mold Tray (MW 16)
Square Large Soap Mold Tray (MW 143)
Sun and Moon Tray Mold (MW 116)
Tree Life Guest Soap Mold Tray (MW 148)
Tropical Vines Tray Soap Mold (MW 04)

MILKY WAY GUEST PLASTIC MOLDS

Apple Guest Soap Mold (MW152)
Assorted 4 in 1 Guest Soap Mold (MW 103)
Baby Hearts Guest Soap Mold (MW 56)
Bugs Guest Soap Mold (MW 90)
Butterfly Guest Soap Molds (MW 36)
Candies Guest Soap Mold (MW 62)
Celtic Guest Soap Mold (MW 153)
Celtic Knots Guest Soap Mold (MW 92)
Citrus Guest Soap Mold (MW 154)
Clover Guest Soap Mold (MW 46)
Fleur de Lis Guest Soap Mold (MW 155)
Flowers Guest Soap Mold (MW 45)
Goldfish Guest Soap Mold (MW 99)
Hearts Guest Soap Mold (MW 47)
Honeybee Guest Soap Mold (MW 156)
Kids Amphibians Guest Mold (MW 108)
Kids Critters 1 Guest Soap Mold (MW 109)
Kids Critters 2 Guest Soap Mold (MW 110)
Kids Critters 3 Guest Soap Mold (MW 111)
Kids Critters 4 Guest Soap Mold (MW 112)
Kids Critters 5 Guest Soap Mold (MW 101)
Kids Reptiles Guest Soap Mold (MW 113)
Lavender Guest Rectangle Mold (MW 33)
Leaf Guest Soap Mold (MW 157)
Leaves Guest Soap Mold (MW 48)
Little Birds Guest Soap Mold (MW 49)
Lotus Blossom Guest Soap Mold (MW 158)
Pea Pods Guest Soap Mold (MW 35)
Pine Cone Guest Soap Mold (MW 159)
Pinecones Poinsettias Guest Mold (MW 50)
Pumpkin Guest Soap Mold (MW 160)
Roses Guest Soap Mold (MW 51)
Shell Guest Soap Mold (MW 161)
Snowflake Guest Soap Mold (MW 17)
Snowman & Gingerbread Guest Mold (MW 52)
Spiral Flower Guest Soap Mold (MW 162)
Strawberry Guest Soap Mold (MW 163)
Sun & Moon Guest Soap Mold (MW 54)

CRAFTER'S CHOICE® PLASTIC MOLDS

Apple with Leaf Soap Mold (CC 178)
Baby Bootie Soap Mold (CC 182)
Cherub Soap Mold (CC 171)
Cross Soap Mold (CC 181)
Heart Wedding Rings Soap Mold (CC 169)
Horse Shoes Soap Mold (CC 184)
Lighthouse Soap Mold (CC 175)
Loaf - Plastic Soap Mold (CC 136)
Lobster Soap Mold (CC 168)
Massage Bar Soap Mold (CC 141)
Nautical Anchor Soap Mold (CC 170)
Scallop Shell Soap Mold (CC 173)
Star Soap Mold (CC 186)
Stork with Bundle Soap Mold (CC 174)
Liquid Plastic
Loaf - Long Wood Soap Mold
Loaf - Plastic Soap Mold (CC 136)
Silicone Rubber Part A & B
Tray Soap Mold: 12 Beveled Rectangle (CC 116)
Tray Soap Mold: 12 Beveled Square (CC 101)
Tray Mold: 24 Beveled Rectangle (CC 123)
Tray Soap Mold: 24 Beveled Square (CC 117)

Crafter'sChoice®



"Makes perfectly sized bars that are easy to remove and a nice finished product."

Lavender Guest Rectangle Soap Mold (MW 33)
Customer Review - Leslie 10/2013



MILKY WAY PLASTIC SOAP MOLDS

MELT & POUR - COLD PROCESS - HOT PROCESS

CREATE EYE-CATCHING SOAP USING MILKY WAY MOLD'S AWARD-WINNING LINE OF SOAP MAKING MOLDS. THESE DURABLE, EASY-TO-USE SOAP MOLDS COME IN A WIDE VARIETY OF STYLES. THESE SOAP MOLDS ARE GOOD FOR BOTH COLD-PROCESSING AND MELT-AND-POUR SOAP MAKING. MILKY WAY MOLD'S AWARD-WINNING SOAP MOLDS HAVE BEEN ENJOYED BY HOBBYISTS AND PROFESSIONAL SOAP MAKERS SINCE 1998.

MILKY WAY PLASTIC CAVITY MOLDS

Arabesque Heart Soap Mold (MW 130)	Goat Sleeping Soap Mold (MW 98)
Arabesque Soap Mold (MW 03)	Goat Standing Soap Mold (MW 24)
Art Nouveau Tiles Soap Mold (MW 55)	Gone Fishing Soap Mold (MW 80)
Assorted 4 in 1 Soap Mold (MW 40)	Halloween 1 Soap Mold (MW 82)
Bamboo Soap Mold (MW 57)	Halloween 2 Soap Mold (MW 81)
Bee & Blossoms Soap Mold (MW 58)	Happy Holidays Soap Mold (MW 83)
Bee & Flower Soap Mold (MW 59)	Heart with Doves Soap Mold (MW 84)
Bee and Honeycomb Soap Mold (MW 07)	Heart with Roses Soap Mold (MW 85)
Bee Fancy Soap Mold (MW 41)	Heart with Tulips Soap Mold (MW 131)
Bee Skep Soap Mold (MW 60)	Hearts Floral Soap Mold (MW 44)
Bicycle Soap Mold (MW 53)	Hibiscus Soap Mold (MW 05)
Boots and Spurs Soap Mold (MW 61)	Holly Soap Mold (MW 86)
Butterfly Soap Mold (MW 31)	Horse Running Soap Mold (MW 106)
Cameo Soap Mold (MW 42)	Horse Soap Mold (MW 87)
Cat Sleeping Soap Mold (MW 91)	Hummingbird Soap Mold (MW 107)
Celtic Circle Soap Mold (MW 63)	Iris Soap Mold (MW 34)
Celtic Clover Soap Mold (MW 64)	Kids Spaceships Soap Mold (MW 114)
Celtic Heart Soap Mold (MW 65)	Lavender Wild Soap Mold (MW 118)
Celtic Lace Soap Mold (MW 66)	Lilies Soap Mold (MW 119)
Celtic Oval Soap Mold (MW 67)	Lilypad Soap Mold (MW 120)
Christmas Tree Soap Mold (MW 93)	Massage Egg Soap Mold (MW 121)
Christmas Tree Oval Soap Mold (MW 94)	Nautical Soap Mold (MW 122)
Chrysanthemum Soap Mold (MW 32)	Oatmeal Rounded Soap Mold (MW 123)
Conch Soap Mold (MW 20)	Oliva Soap Mold (MW 124)
Cow Soap Mold (MW 68)	Ornaments Soap Mold (MW 02)
Daffodils Soap Mold (MW 69)	Paw Prints Soap Mold (MW 14)
Dinos Soap Mold (MW 70)	Peace Globe Soap Mold (MW 127)
Dog Bone Soap Mold (MW 19)	Pinecone Soap Mold (MW 128)
Dog Sitting Soap Mold (MW 95)	Seasons Greetings Soap Mold (MW 133)
Dolphins Soap Mold (MW 38)	Shamrock Soap Mold (MW 134)
Domed Wave Soap Mold (MW 28)	Shanti Soap Mold (MW 149)
Dove of Peace Soap Mold (MW 71)	Sheep Soap Mold (MW 135)
Dragonfly Soap Mold (MW 72)	Sleigh Soap Mold (MW 136)
Eggs in a Basket Soap Mold (MW 147)	Snowflake 2 Soap Mold (MW 26)
Filigree Bee Soap Mold (MW 01)	Star Soap Mold (MW 138)
Fish Soap Mold (MW 39)	Sunflower Soap Mold (MW 139)
Floral Heart Soap Mold (MW 73)	Thanksgiving Soap Mold (MW 140)
Floral Ovals Soap Mold (MW 74)	Turtle Soap Mold (MW 141)
Flowers Cut Cookie Mold (MW 43)	Two Gents Soap Mold (MW 146)
Garden Seeds Soap Mold (MW 75)	Victorian Heart Soap Mold (MW 25)
Gift Box 2 Soap Mold (MW 76)	Yin Yang Soap Mold (MW 29)
Gingerbread Man Soap Mold (MW 13)	
Goat Head Soap Mold (MW 78)	
Goat Milk Bar Soap Mold (MW 77)	



"Great size, fun graphic! This mold has been a great addition to my soapmaking."

Bicycle Soap Mold MW53
Customer Review - Hayna 4/2014



"Great quality and easy to use. Easy to clean. Love this for my oatmeal soaps. Highly recommended."

Oatmeal Rounded Soap Mold (MW 123)
Customer Review - Linda 4/2014



FRAGRANCE OILS

STANDARD - SPECIALTY - PREMIUM - TOP QUALITY FRAGRANCES

WE DO NOT COST REDUCE, DILUTE OR CUT OUR FRAGRANCE OILS WITH INEXPENSIVE ADDITIVES TO REDUCE THE PRICE BECAUSE THAT WILL IMPACT THE QUALITY OF YOUR PRODUCT. ALL OF OUR FRAGRANCE OILS ARE PACKAGED IN AMBER GLASS BOTTLES TO PRESERVE THE PRODUCT.



RECEIVE UP TO
5 FREE FRAGRANCE OILS & 5 FREE COSMETIC COLORS

ALL ORDERS OVER \$50 QUALIFY FOR A FREE SAMPLE SIZE
COSMETIC COLOR INCLUDED IN YOUR ORDER.



FRAGRANCE OILS

STANDARD SCENTS

High quality fragrance oils at the lowest price break to meet your needs.

Almond Fragrance Oil 86
 Apple Caramel Crunch Fragrance Oil 558
 Apple Orchard Fragrance Oil 273
 Apple Pie Fragrance Oil 475
 Bamboo Fragrance Oil 253
 Banana Coconut Fragrance Oil 325
 Banana Fragrance Oil 183
 Beach Daisies Fragrance Oil 456
 Bergamot & Mandarin* Fragrance Oil 190
 Berries & Cream Fragrance Oil 302
 Berry Vanilla* Fragrance Oil 643
 Black Amber Musk Fragrance Oil 547
 Blood Orange Fragrance Oil 254
 Blueberry Fragrance Oil 621
 Brown Sugar Fragrance Oil 636
 Bubble Gum* Fragrance Oil 107
 Cherry Almond Fragrance Oil 132
 Chestnuts & Brown Sugar FO 402
 Christmas Eve Type Fragrance Oil 571
 Cinnabun Fragrance Oil 300
 Clean Laundry Fragrance Oil 331
 Clove Fragrance Oil 237
 Cookie & Cream Pie Fragrance Oil 501
 Cotton Candy Fragrance Oil 124
 Cotton Candy Twist Fragrance Oil 826
 Crackling Firewood Fragrance Oil 618
 Cucumber Mint Fragrance Oil 312
 Cupcake Fragrance Oil 360
 Dewberry Fragrance Oil 378
 Dreamsicle Fragrance Oil 228
 Eucalyptus Fragrance Oil 244
 French Vanilla Fragrance Oil 639
 French Vanilla Pear Fragrance Oil 271
 Fudge Brownie Fragrance Oil 299
 Garden Mint* Fragrance Oil 319
 Goat Milk & Honey Fragrance Oil 255
 Green Apple Fragrance Oil 266
 Guava Fig Fragrance Oil 560
 Hazelnut Cappuccino Fragrance Oil 164
 Honeysuckle Hollow Fragrance Oil 301
 Hot Apple Pie Fragrance Oil 333
 Indonesian Teakwood Fragrance Oil 369
 Island Nectar* Fragrance Oil 137

Kiwi Strawberry Fragrance Oil 497
 Lavender & Basil Fragrance Oil 629
 Lavender Fragrance Oil 91
 Lemongrass Green Tea Fragrance Oil 425
 Lilac in Bloom Fragrance Oil 87
 Mango Papaya Fragrance Oil 93
 Maple Pecan Streusel Fragrance Oil 303
 Maraschino Cherry Fragrance Oil 181
 Margarita Lime Fragrance Oil 472
 Melon Ball Fragrance Oil 467
 Moroccan Mint Fragrance Oil 430
 Mulberry Fragrance Oil 185
 Nantucket Briar* Fragrance Oil 350
 Orange Cranberry Fragrance Oil 274
 Orange Cream Vanilla Fragrance Oil 388
 Passionfruit Nectarine Fragrance Oil 438
 Peony* Fragrance Oil 424
 Pink Berry Mimosa Fragrance Oil 440
 Pink Grapefruit Fragrance Oil 97
 Purely Peppermint Fragrance Oil 278
 Rainforest Fragrance Oil 502
 Sage & Citrus Type Fragrance Oil 445
 Sand Dune Fragrance Oil 332
 Sandalwood Incense Fragrance Oil 168
 Santa's Pipe Fragrance Oil 516
 Sea Kelp & Agave Fragrance Oil 336
 Sex in the Shower Fragrance Oil 429
 Soothing Sandalwood Fragrance Oil 449
 South Pacific Waters Fragrance Oil 564
 Sparkling Mojito* Fragrance Oil 487
 Spiced Cranberry Fragrance Oil 149
 Stormy Nights Type Fragrance Oil 313
 Strawberries & Cream Fragrance Oil 286
 Strawberry Jam Fragrance Oil 156
 Sun Dried Cotton Fragrance Oil 471
 Sunflower Type Fragrance Oil 306
 Tropical Spice* Fragrance Oil 488
 Tropical Vacation Fragrance Oil 281
 Vanilla Blossom Fragrance Oil 480
 Vanilla Buttercream Fragrance Oil 339
 Vanilla Fragrance Oil 121
 Vanilla Hazelnut Fragrance Oil 469
 Vanilla Lavender Fragrance Oil 131
 Vineyard Type Fragrance Oil 293
 Water Orchid Fragrance Oil 338
 White Gardenia Flowers Fragrance Oil 98



CRAFTER'S CHOICE® CUCUMBER MINT FRAGRANCE OIL 312

"Inspiring fragrance! Sometimes you smell a scent and you get inspired to make new products! This is one of those fragrances! Smells very fresh and the mint smells rich."

Customer Review - Andrea 11/2013





**CRAFTER'S CHOICE®
FABULOSO LAVENDER* FO 386**

“I love this scent!! Like it says, bursting florals! The lavender attached to it's name, is minor in the scent. Very strong and pleasing scent.”

Customer Review - Joan 10/2013



FRAGRANCE OILS

PREMIUM SCENTS

High quality fragrance oils at the middle price break to meet your needs.

Abalone & Sea Fragrance Oil 314
Absinthe* Fragrance Oil 177
Acai Berries & Satin* Fragrance Oil 415
Agave Nectar Odor Neutralizing FO 426
Almond & Honey Fragrance Oil 143
Almond Type* Fragrance Oil 204
Aloha Waikiki* Fragrance Oil 220
Alpine Frost Fragrance Oil 752
Amaretto Cocoa Fragrance Oil 769
Amber Fragrance Oil 235
Angel Food Cake Type Fragrance Oil 681
Apple & Cinnamon* Fragrance Oil 248
Apple Balsam Pine Fragrance Oil (152)
Apple Jack N' Peel Type Fragrance Oil 148

Apple Mango Tango* Fragrance Oil 524
Apple N Spice Fragrance Oil 363
Apples & Acorns Fragrance Oil 534
April Showers Fragrance Oil (264)
Aqua Spa Fragrance Oil 340
Autumn Breeze Fragrance Oil 535
Baby Bee Buttermilk* Fragrance Oil 442
Baby Powder Fragrance Oil 498
Bamboo Lotus Fragrance Oil 117
Bamboo Teak Fragrance Oil 283
Barely Bacon Brittle Fragrance Oil 798
Basil Fragrance Oil 236
Bayberry* Fragrance Oil 568
Be Delicious Blossom* Fragrance Oil 334
Beach Type Fragrance Oil 88
Beautiful Day* Fragrance Oil 734
Bedtime Bath Type Fragrance Oil 361
Bella's Kiss Fragrance Oil 645
Beneath the Stars Fragrance Oil 341
Berried Treasure Fragrance Oil 521
Birthday Cake Fragrance Oil 275
Black & White Gingham Fragrance Oil 288
Black Pepper* Fragrance Oil 595
Black Tie Fragrance Oil 118
Blood Orange & Goji Fragrance Oil 805
Blueberry Lemon Verbena Fragrance Oil 370
Blueberry Muffin Fragrance Oil 785
Butterfly Orchid Fragrance Oil 623
Butterscotch Fragrance Oil 172
Cafe Latte Fragrance Oil 187
Calla Lily* Fragrance Oil 328
Calypso Sun* Fragrance Oil 689
Candy Crush Fragrance Oil 382
Caramel Pecan Type Fragrance Oil 416
Caribbean Chocolate Fragrance Oil 167
Caribbean Coconut Fragrance Oil 108
Caribbean Escape* Fragrance Oil 495
Caribbean Smoothie Fragrance Oil 383
Cashmere Glow* Fragrance Oil 596
Cashmere Woods Fragrance Oil 700
Champagne Kisses Fragrance Oil 184
Chardonnay Wine Fragrance Oil 482
Cherry Vanilla Fragrance Oil 188
Chestnuts & Cherries Fragrance Oil 772
Chocolate Bacon Bark Fragrance Oil 794
Chocolate Devils Food Cake FO 189
Chocolate Drizzle Fragrance Oil 344
Chocolate Lavender Fragrance Oil 601
Chocolate Type Fragrance Oil 441
Christmas Eve Cookies Fragrance Oil 507
Christmas Woods Fragrance Oil 764
Christmas Wreath Type Fragrance Oil 508
Cinnamon Candies Fragrance Oil 284
Cinnamon Fragrance Oil 828
Citrus Cilantro Type Fragrance Oil 548
Coconut Fragrance Oil 94
Coconut Milk Fragrance Oil 821

Coffee Bar Fragrance Oil 751
Confetti Cake Fragrance Oil 648
Cool Cucumber Fragrance Oil 186
Cottage Breeze Type Fragrance Oil 691
Cranberry Fizz Fragrance Oil 356
Cranberry Fragrance Oil 282
Crazy Caramel Corn* Fragrance Oil 396
Cucumber & Fresh Mint Fragrance Oil 409
Cucumber Melon Fragrance Oil 122
Dancing Waters* Fragrance Oil 686
Deluxe Vanilla Fragrance Oil 179
Dirt Fragrance Oil 126
Dreams Unlimited* Fragrance Oil 546
Dulce Caramelo* Fragrance Oil 573
Dune Grass Type Fragrance Oil 146
Ed Hardy for Women* Fragrance Oil 696
Edward's Temptation Fragrance Oil 646
Egyptian Jasmine Fragrance Oil 417
English Tea Rose Fragrance Oil 613
Exotic Coconut* Fragrance Oil 112
Fabuloso Lavender* Fragrance Oil 386
Farmer's Market Baby Bibb FO 448
Farmer's Market Sweet Strawberry FO 678
Farmer's Market Vine Ripe Tomato FO 684
Farmhouse Cider Fragrance Oil 262
Fifty Shades Fragrance Oil 125
Fig & Rosemary Fragrance Oil 468
First Rain Type Fragrance Oil 374
Forever Red* Fragrance Oil 599
Frasier Fir Fragrance Oil 311
Fresh Bamboo* Fragrance Oil 349
Fresh Brewed Coffee Fragrance Oil 151
Fresh Ginger Lime* Fragrance Oil 130
Fresh Picked Apple* Fragrance Oil 165
Fresh Picked Blackberry* FO 505
Fresh Picked Blueberry* FO 309
Fresh Picked Pears Fragrance Oil 749
Fresh Picked Raspberry* FO 644
Fresh Picked Strawberry* FO 517
Fresh Picked Watermelon* FO 642
Fresh Vanilla* Fragrance Oil 263
Freshly Zested Lemon Fragrance Oil 630
Frosted Cranberry Fragrance Oil 657
Fruit Loops Fragrance Oil 294
Gain* Fragrance Oil 261
Galactic Grape Fragrance Oil 616
Gardenia* Fragrance Oil 158
Georgia Peach Fragrance Oil 159
Ginger Spice Fragrance Oil 161
Gingersnap Cookies Fragrance Oil 243
Gingham Apple* Fragrance Oil 758
Goji Berry Bliss Fragrance Oil 557
Goody Goody Gum Drops Fragrance Oil 761
Grape Fragrance Oil 549
Grape Soda Fragrance Oil 257
Guavaberry Goji Fragrance Oil 760

Harvest Ale Fragrance Oil 486
 Hawaiian Breeze* Fragrance Oil 735
 Hemp Fragrance Oil 506
 Ho-Ho-Ho Fragrance Oil 406
 Home Sweet Home* Fragrance Oil 570
 Honey & Patchouli Fragrance Oil 509
 Honey & Shea Type Fragrance Oil 572
 Honey Almond* Fragrance Oil 115
 Honey Bear Fragrance Oil 198
 Honeysuckle & Nectar Fragrance Oil 729
 Honeysuckle Blossom* Fragrance Oil 697
 Honeysuckle Gardenia Fragrance Oil 757
 Hot Buttered Rum Fragrance Oil 523
 Hot Cocoa Fragrance Oil 539
 Hot Stuff Fragrance Oil 399
 Hyacinth Fragrance Oil (242)
 Hydrangea Fragrance Oil 226
 Island Breeze Odor Neutralizing FO 346
 Island Colada* Fragrance Oil 522
 Island Fever Fragrance Oil 740
 Island Margarita* Fragrance Oil 694
 Japanese Cherry Blossom* FO 695
 Jelly Doughnut Fragrance Oil 556
 Jingle Bell Ale Fragrance Oil 527
 Karma* Fragrance Oil 654
 Lavender & Peach Fragrance Oil 718
 Lavender Sage Type Fragrance Oil 622
 Leather Fragrance Oil 530
 Lemon Drop Cookies Fragrance Oil 280
 Lemon Lavender Type Fragrance Oil 176
 Lemon Poundcake Fragrance Oil 173
 Lemon Seed & Parsley Fragrance Oil 577
 Lick Me All Over Fragrance Oil 490
 Lime Mint Fragrance Oil 427
 Madagascar Black Pepper FO 358
 Magnolia Fragrance Oil 355
 Mahogany Teakwood* Fragrance Oil 559
 Make A Wish Fragrance Oil 767
 Mango Berry Tea Odor Neutralizing FO 342
 Mango Cilantro* Fragrance Oil 157
 Mango Coconut Fragrance Oil 116
 Mango Fragrance Oil 178
 Mango Tango Twist Fragrance Oil 324
 Maple Bacon Bars Fragrance Oil 797
 Market Peach* Fragrance Oil 759
 Marshmallow Fragrance Oil 566
 Meet Me In Tahiti* Fragrance Oil 600
 Meyer Lemon Fragrance Oil 323
 Mid Summers Night* Fragrance Oil 454
 Mistletoe Type Fragrance Oil 567
 Monoi de Tahiti Fragrance Oil 127
 Moonlight Path* Fragrance Oil 316
 My Main Squeeze Fragrance Oil 555
 Mystical Woods Fragrance Oil 763
 Nag Champa Fragrance Oil 304
 Naughty or Nice Fragrance Oil 799

Neapolitan Ice Cream Fragrance Oil 641
 Neroli Fragrance Oil 619
 Noel Type Fragrance Oil 392
 North Pole Fragrance Oil 403
 O' Christmas Tree Fragrance Oil 514
 Oatmeal n' Honey Fragrance Oil 660
 Oatmeal Stout Fragrance Oil 627
 Oatmeal, Milk & Honey Fragrance Oil 105
 Ocean Rain Fragrance Oil 106
 Ocean Water Type Fragrance Oil 439
 Orange Clove - Low Cost 632
 Orange Guava Odor Neutralizing FO 433
 Orange Sapphire* Fragrance Oil 541
 Passionada Fragrance Oil 366
 Patchouli Fragrance Oil 102
 Peach Bellini* Fragrance Oil 633
 Peach Jubilee Fragrance Oil 389
 Pear Quince Fragrance Oil 780
 Peppermint Bark Fragrance Oil 747
 Peppermint Candy Fragrance Oil 200
 Peppermint Cocoa Fragrance Oil 765
 Peppermint Cream Fragrance Oil 272
 Pikake Flowers Fragrance Oil 193
 Pineapple Cilantro Fragrance Oil 788
 Pineapple Mango* Fragrance Oil 515
 Pineapple Punch* Fragrance Oil 229
 Pink Champagne Fragrance Oil 203
 Pink Chiffon Fragrance Oil 750
 Pink Cotton Candy Fragrance Oil 219
 Pink Lemonade Fragrance Oil 446
 Pink Panties Fragrance Oil 658
 Pink Sangria* Fragrance Oil 692
 Pink Sugar Type Fragrance Oil 538
 Pink Watermelon Apricot FO 578
 Pistachio Macaroon Fragrance Oil 756
 Polynesian Hibiscus Fragrance Oil 766
 Pomegranate & Sweet Orange* FO 500
 Pomegranate Apple Fragrance Oil 635
 Pomegranate Cider Fragrance Oil 659
 Pomegranate Fragrance Oil 276
 Pumpkin Caramel Latte* Fragrance Oil 528
 Pumpkin Lager Fragrance Oil 663
 Pumpkin Pecan Waffles Fragrance Oils 790
 Pumpkin Pickin Fragrance Oil 783
 Pure Amber Fragrance Oil 637
 Pure Rain Type Fragrance Oil 434
 Raspberry Blitz Fragrance Oil 221
 Red Hibiscus & Acai Fragrance Oil 359
 Revitalizing Rosemary Mint FO 209
 Rockin' Raspberry Fragrance Oil 666
 Romance Type Fragrance Oil 210
 Rootbeer Float Fragrance Oil 631
 Rose Garden Fragrance Oil 211
 Rosewood Fragrance Oil 685
 Sage & Cinnamon Type Fragrance Oil 580
 Sandalwood Patchouli Fragrance Oil 810

Santa's Tree Farm Fragrance Oil 529
 Satsuma* Fragrance Oil 612
 Sea of Love Fragrance Oil 394
 Seaside Escape* Fragrance Oil 651
 Sex on the Beach Fragrance Oil 218
 Sexy Little Things* Fragrance Oil 249
 Shea & Coconut Fragrance Oil 638
 Snickerdoodle Cookie Fragrance Oil 285
 Sparkling Plum Fragrance Oil 230
 Spiced Chestnut* Fragrance Oil 554
 Spiced Pumpkin Fragrance Oil 776
 Strawberry Shortcake Fragrance Oil 607
 Sugar & Spice Fragrance Oil 364
 Sugar Cookie Gourmet Fragrance Oil 287
 Sugar Leaf Fragrance Oil 493
 Summer Ale Fragrance Oil 733
 Sun Ripened Raspberry* FO 227
 Sweet Honeysuckle* Fragrance Oil 120
 Sweet Juicy Pear Fragrance Oil 231
 Sweet on Paris* Fragrance Oil 579
 Sweet Potato & Brown Sugar FO 748
 Sweet Pumpkin Spice Fragrance Oil 532
 Sweet Rain Fragrance Oil 561
 Sweet Vanilla Chai Fragrance Oil 774
 Three Wise Men Fragrance Oil 318
 True Lilac Fragrance Oil 96
 Tuscan Herb Fragrance Oil 753
 Tuscan Olive Leaf Fragrance Oil 787
 Twigs & Berries Fragrance Oil 677
 Twilight Woods for Men* Fragrance Oil 693
 Urban Cowboy Fragrance Oil 754
 Vanilla Almond Fragrance Oil 624
 Vanilla Bacon Milkshake Fragrance Oil 793
 Vanilla Bean Fragrance Oil 240
 Vanilla Cream Fragrance Oil 241
 Vanilla Musk Fragrance Oil 773
 Vanilla Swirl Fragrance Oil 420
 Vanilla Verbena* Fragrance Oil 650
 Verbena & Lemon Type Fragrance Oil 574
 Victorian Rose Fragrance Oil 483
 Warm Vanilla Sugar* Fragrance Oil 310
 Watermelon Lemonade Fragrance Oil 755
 Watermelon Mania Fragrance Oil 277
 Wedding Cake Fragrance Oil 562
 Wedding Day Type Fragrance Oil 246
 White Chocolate Raspberry FO 238
 White Christmas Type Fragrance Oil 569
 White Tea Fragrance Oil 381
 White Truffle Raspberry Fragrance Oil 634
 Wild Berry Tulips* Fragrance Oil 603
 Wild Currant & Sandalwood FO 582
 Wild Peach Poppies* Fragrance Oil 817
 Wild Rose Fragrance Oil 771

FRAGRANCE OILS

SIGNATURE SCENTS

Updated List July

A Mother's Love Fragrance Oil (252)
 Amazing Style* Fragrance Oil 676
 Amber Romance* Fragrance Oil 827
 Angel* Fragrance Oil 443
 Apricot & Fig Type Fragrance Oil 463
 Apricot Freesia Fragrance Oil 155
 Asian Plum Fragrance Oil 268
 Autumn Lodge* Fragrance Oil 401
 Autumn Wreath* Fragrance Oil 545
 Baby* Fragrance Oil 675
 Baked Bread Fragrance Oil 824
 Bamboo Sugar Cane* Fragrance Oil 552
 Banana Nut Bread Fragrance Oil 375
 Barber Shoppe Fragrance Oil 123
 Bay Rum Fragrance Oil 129
 Beach House Type Fragrance Oil 166
 Beautiful Type Fragrance Oil 206
 Bird of Paradise Fragrance Oil 321
 Black Cherry Fragrance Oil 453
 Black Raspberry Vanilla* FO 89
 Blackberry Amber* Fragrance Oil 825
 Blackberry Sage Tea Fragrance Oil 180
 Blooming Tulips Fragrance Oil 390
 Bourbon Vanilla Type Fragrance Oil 462
 Brown Sugar & Fig* Fragrance Oil 256
 Burmese Wood Type Fragrance Oil 673
 Butt Naked in Bed Fragrance Oil 444
 Butterfly Flower* Fragrance Oil 290
 Cabernet Sauvignon Wine FO 225
 Cake Batter Ice Cream Fragrance Oil 457
 Calming Water* Fragrance Oil 195
 Cantaloupe Fragrance Oil 212
 Cashmere & Cotton Fragrance Oil 492
 Chamomile Fragrance Oil 823
 Chanel Chance Type Fragrance Oil 436
 Cherry Blossom* Fragrance Oil 192

Chocolate Mousse Fragrance Oil 251
 Cinnamon Stick Fragrance Oil 267
 Citrus Splash Fragrance Oil 419
 Clean Cotton Type Fragrance Oil 335
 Coco Cabana* Fragrance Oil 474
 Coco Mademoiselle* Fragrance Oil 393
 Coconut Lime Verbena* Fragrance Oil 92
 Coffee Beans Fragrance Oil 320
 Coffee Mocha Type Fragrance Oil 213
 Cool Citrus Basil* Fragrance Oil 422
 Cool Water For Men* Fragrance Oil 109
 Cotton Blossom* Fragrance Oil 297
 Country Apple* Fragrance Oil 476
 Country Clothesline Odor Neutral FO 353
 Cranberry Fig Fragrance Oil 385
 Cucumber Melon* (2010 Edition) FO 647
 Dark Kiss* Fragrance Oil 822
 Double Mint Fragrance Oil 550
 Dragons Blood Fragrance Oil 464
 Drakkar Noir Type Fragrance Oil 447
 Dream Angel* Fragrance Oil 478
 Ed Hardy for Men* Fragrance Oil 553
 Enchanted Apple* Fragrance Oil 373
 Enchanted Orchid* Fragrance Oil 829
 Endless Love* Fragrance Oil 376
 Eucalyptus & Spearmint* FO 101
 Fairy Dust Fragrance Oil 269
 Falling In Love* Fragrance Oil 674
 Festival of Lights Type Fragrance Oil 510
 Fireside* Fragrance Oil 407
 First Snow Fragrance Oil 404
 Flowering Herb* Fragrance Oil 147
 Forever Sunshine* Fragrance Oil 322
 Frankincense Fragrance Oil 494
 Freesia* Fragrance Oil 150
 Fresh Cut Grass Fragrance Oil 153
 Fresh Cut Roses Type Fragrance Oil 110
 Fresh Lemonade* Fragrance Oil 259
 Fresh Linen* Fragrance Oil 154
 Fresh Mint Type Fragrance Oil 620
 Freshwater Cucumber* Fragrance Oil 682
 Frosted Snowdrops* Fragrance Oil 405
 Gardenia Lily* Fragrance Oil 197
 Ginger Orange* Fragrance Oil 461

Ginger Peach Type Fragrance Oil 423
 Gingerbread Cookie Fragrance Oil 511
 Gingerbread Fragrance Oil 162
 Grapefruit Fragrance Oil 114
 Green Aloe & Clover* Fragrance Oil 450
 Green Tea & Cucumber* Fragrance Oil 466
 Green Tea Type Fragrance Oil 163
 Happy for Women Type Fragrance Oil 292
 Heavenly* Fragrance Oil 368
 Hello Sugar* Fragrance Oil 377
 Holiday Berry Type Fragrance Oil 512
 Iced Tea Twist* Fragrance Oil 688
 Intuition for Men Type Fragrance Oil 542
 Island Kiss Type Fragrance Oil 503
 Island Orchard Type Fragrance Oil 455
 Jack Frost Type Fragrance Oil 317
 Jacob's Desire Fragrance Oil 649
 Jasmine Vanilla* Fragrance Oil 504
 Jasmine* Fragrance Oil 270
 Jolly Rancher Type Fragrance Oil 260
 Juniper Breeze* Fragrance Oil 169
 L de' Lolita Lempicka* Fragrance Oil 372
 Lavender Breeze Fragrance Oil 223
 Lavender Fields Fragrance Oil 99
 Lemon Ice Fragrance Oil 265
 Lemon Sugar Type Fragrance Oil 683
 Lemon Verbena Mint Fragrance Oil 365
 Lemon, Lemon, Lemon Fragrance Oil 205
 Lemongrass Mint Fragrance Oil 379
 Lemongrass Sage* Fragrance Oil 160
 Lemongrass Verbena* Fragrance Oil 357
 Light Blue* Fragrance Oil 531
 Lily of the Valley Fragrance Oil 175
 Lime, Basil, Mandarin* Fragrance Oil 418
 London for Men Type Fragrance Oil 296
 Love Spell* Fragrance Oil 90
 Mango Peach* 371
 Mango Sorbet Type Fragrance Oil 614
 Masculine Musk Fragrance Oil 182
 Mayan Gold Fragrance Oil 347
 Mediterranean Fig Type Fragrance Oil 551
 Michael Kors for Women Type FO 222
 Midnight Pomegranate* Fragrance Oil 111
 Monkey Farts Fragrance Oil 95
 Night Blooming Jasmine* FO 784



CRAFTER'S CHOICE® BLACK RASPBERRY VANILLA* FRAGRANCE 89

*Compare our fragrance to Bath and Body Works. Wholesale Supplies Plus is not affiliated or associated with Bath and Body Works.

"Dead-on! Customers rave about this scent. It's one of the top three in my shop, for both guys and girls, with quite the devoted following. I make it white with a purple swirl.



Customer Review - Jaquelyn, 4/2014

Nutcracker Fragrance Oil 513
 Oakmoss Fragrance Oil 473
 Oakmoss Sandalwood Fragrance Oil 199
 Olive* Fragrance Oil 437
 Orange Burst Fragrance Oil 343
 Orange Clove Fragrance Oil 690
 P.S. I Love You* Fragrance Oil 626
 Passionfruit & Pineapple Fragrance Oil 617
 Peach Daiquiri Fragrance Oil 239
 Peach Zinfandel Fragrance Oil 207
 Pear Glace* Fragrance Oil 307
 Pearberry* Fragrance Oil 196
 Peppermint Stick Fragrance Oil 540
 Perfect Pumpkin Fragrance Oil 452
 Pina Colada Fragrance Oil 217
 Pineapple Fragrance Oil 315
 Pink Type Fragrance Oil - Revised 465
 Plumeria* Fragrance Oil 459
 Pomegranate* Fragrance Oil 544
 Pumpkin Crunch II Fragrance Oil 672
 Pumpkin Crunch ORIGINAL FO 191
 Pumpkin Pie Type Fragrance Oil 408
 Pure Seduction* Fragrance Oil 414
 Raspberry Cream Type Fragrance Oil 479
 Raspberry Lemonade* Fragrance Oil 428
 Red Currant & Thyme* Fragrance Oil 460
 Relaxation Fragrance Oil 208
 Rice Flower & Shea* Fragrance Oil 233
 Ruby Pomegranate Fragrance Oil 170
 Sandalwood Fragrance Oil 104
 Sandalwood Vanilla Fragrance Oil 214
 Sands of Morocco Fragrance Oil 174
 Sea Glass Fragrance Oil 215
 Sea Island Cotton* Fragrance Oil 484
 Seaside Cotton Odor Neutralizing FO 435
 Secret Wonderland* Fragrance Oil 458
 See* Fragrance Oil 721
 Sensual Amber* Fragrance Oil 655
 Sexy Sandalwood Fragrance Oil 680
 Snuggles Fragrance Oil 477
 Spa Tonic Fragrance Oil 384
 Spa' taneous Fragrance Oil 789
 Sparkling Snowflake Fragrance Oil 518
 Spring Rain Fragrance Oil 224
 Straight Strawberry Fragrance Oil 234

Strawberries & Champagne* FO 247
 Sugar Plum Fragrance Oil 410
 Sugared Shortbread* Fragrance Oil 411
 Sugared Spruce Fragrance Oil 412
 Sun & Sand Type Fragrance Oil 128
 Sun Ripened Strawberry Fragrance Oil 421
 Sweet Pea* Fragrance Oil 308
 Sweet Strawberry Type Fragrance Oil 432
 Tangerine Fragrance Oil 232
 Tobacco Caramel Type Fragrance Oil 543
 Tomato* Fragrance Oil 431
 Tranquil Sleep* Fragrance Oil 289
 Tuberose Fragrance Oil 352
 Twilight Woods* Fragrance Oil 615
 Vanilla Bean Noel* Fragrance Oil 113
 Vanilla Fig* Fragrance Oil 652
 Vanilla Noir* Fragrance Oil 628
 Vanilla Oak Type Fragrance Oil 625
 Vera Wang Type Fragrance Oil 565
 Verbena* Fragrance Oil 348
 Very Merry Cranberry* Fragrance Oil 400
 Very Sexy For Men* Fragrance Oil 133
 Very Sexy For Women* Fragrance Oil 451
 Vetyver* Fragrance Oil 485
 Violet Bouquet* Fragrance Oil 413
 Viva La Juicy* Fragrance Oil 119
 Watermelon Fragrance Oil 245
 Whispering Mist* Fragrance Oil 367
 White Citrus* Fragrance Oil 305
 White Linen Type Fragrance Oil 563
 White Tea & Ginger* Fragrance Oil 103
 Wild Honeysuckle* Fragrance Oil 250
 Windsong Balsam Pine Fragrance Oil 519
 Wisteria Fragrance Oil (202)
 Witches Brew Type Fragrance Oil 520
 Yuzu Fragrance Oil 537

SNEAK PEAK CRAFTER'S CHOICE® FRAGRANCES COMING SOON

Fresh Picked Pomelo* Type
 Watermelon & Coconut Milk
 Killer Queen* Type
 Rainforest Sugarcane* Type
 Coriander & Olive
 Fresh Picked Snap Peas* Type
 Fresh Picked Coconut (No Vanilla Content)
 Puppy Paws - For Pets
 Dirty Dawg - For Pets
 Dog Dayz - For Pets
 Playful Pooch - For Pets

ON TREND WITH SOAP & CANDLE

Wholesale Supplies Plus does their best to stay on trend with the handmade industry. They are constantly bringing in new fragrances and flavor oils.



CRAFTER'S CHOICE® LAVENDER BREEZE FRAGRANCE OIL 223

Extravagant lavender is the shining star of this stunning blend. The herbaceous heart is warmed with a touch of camphor and complimented with soft floral notes. Sweet and woody notes enhance this sophisticated flower.

"All my lavender lovers love this one! I only have a few lavender customers but and they are very picky. I tried this one and they love it! It gives the original lavender scent a softer smell."



Customer Review - Tiffany, 5/2014

SWEETENED FLAVOR OILS

FOR LIP BALM - LIP GLOSS - LIP SCRUBS



CRAFTER'S CHOICE® VANILLA MINT - SWEETENED FLAVOR OIL 815

"A Lovely light refreshing flavor, not too minty and perfect for light lip balms or even blending with others flavors."

Customer Review - Kristina 4/2014



SAFE FOR LIP

SWEETENED FLAVOR OILS

Updated List July

Apple - Sweetened Flavor Oil 778
Candied Lemon Drop - Sweetened Flavor Oil 779
Carnival Cotton Candy - Sweetened Flavor Oil 575
Cherry Kiss - Sweetened Flavor Oil 781
CinnaMint - Sweetened Flavor Oil 698

Classic Watermelon - Sweetened Flavor Oil 800
Coconut Cream - Sweetened Flavor Oil 820
Creamy Caramel - Sweetened Flavor Oil 611
Double Bubble Gum - Sweetened Flavor Oil 808
Doublemint - Sweetened Flavor Oil 813
Dulce de Leche - Sweetened Flavor Oil 661
Grape - Sweetened Flavor Oil 809
Limeade - Sweetened Flavor Oil 665
Makin Bacon - Sweetened Flavor Oil 804
Melon - Sweetened Flavor Oil 807
Menthol - Sweetened Flavor Oil 722

Orange Creamsicle - Sweetened Flavor Oil 796
Peppermint - Sweetened Flavor Oil 818
Pink Lemonade - Sweetened Flavor Oil 814
Raspberry Glaze - Sweetened Flavor Oil 801
Strawberry Sorbet - Sweetened Flavor Oil 803
Sugared Strawberry - Sweetened Flavor Oil 812
Tupelo Honey - Sweetened Flavor Oil 670
Vanilla - Sweetened Flavor Oil 806
Vanilla Mint - Sweetened Flavor Oil 815
Wild Grape - Sweetened Flavor Oil 816

ONE-STOP SHOP FOR LIP BALMS

LIP BALM BASES - COLORS - SWEETENERS

WHOLESALE SUPPLIES PLUS IS A ONE-STOP SHOP FOR ALL OF YOUR LIP BALM AND LIP GLOSS NEEDS. READY TO USE BASES FOR POTS AND STICKS, LIP SAFE MICAS FOR COLORING, GLITTER, POPULAR FLAVORS, SWEETENERS, LIP TUBES, SPECIALTY JARS AND TINS, DISPLAY BOXES AND MUCH MORE.



"Everyone loves this lip balm. It is so easy to make. I just heat up, add my essential oils and pour into pot. It's an easy seller when people see they are all natural."

All Natural & Paraben Free Lip Balm Base for Pots
Customer Review - Michelle 6/2014



READY-TO-USE LIP BALM BASES

SO SIMPLE TO USE THIS BASE!
JUST ADD YOUR FLAVOR,
COLOR & SWEETENER!

CRAFTER'S CHOICE LIP BALM BASE FOR POTS

Soft, silky base that readily accepts
flavor fragrance and color.

CRAFTER'S CHOICE LIP BALM BASE FOR STICKS

Ideal for lip products and lotion bars.
Smooth base with conditioning feel.
Readily accepts flavor fragrance, fragrance
oil and color.

POPULAR MICAS FOR LIP BALM



RED ORANGE OIL LOCKING
MICA SHIMMER



CORAL OIL LOCKING
MICA SHIMMER



PINK SPARKLE MICA



CRIMSON SPARKLE MICA

ESSENTIAL OIL BLENDS

BLENDS OF PURE ESSENTIALS WITH FRAGRANCE OILS

OUR ESSENTIAL OIL BLENDS ARE PRIMARILY ESSENTIAL OIL BUT ENHANCED WITH A BOOST OF FRAGRANCE OIL. THIS PROVIDES DEPTH AND IMPROVED PERFORMANCE IN BATH AND BODY PRODUCTS. TRY OUR BLENDS TODAY - YOU WON'T BE DISAPPOINTED!



ESSENTIAL OIL BLENDS

NATURAL ESSENTIAL OIL BLENDS

Basil, Sage & Mint - EO & FO Blend 687
Bergamot Grapefruit - EO & FO Blend 736
Bliss - Certified 100% Natural 669
Cedarwood Sage - EO & FO Blend 610
Chamomile & Lavender - EO & FO Blend 584
Chamomile Neroli - EO & FO Blend 609
Energizing - EO & FO Blend 605
Eucalyptus Spearmint - EO & FO Blend 608

Euphoria* - EO & FO Blend 591
Frankincense & Myrrh - EO & FO Blend 594
Headache - EO & FO Blend 586
Honey Almond - EO & FO Blend 741
Indigenous* - EO & FO Blend 588
Lavender* - EO & FO Blend 590
Lemon Sage Ginger - EO & FO Blend 743
Lemon Verbena - EO & FO Blend 715
Madagascar* - EO & FO Blend 589
Mother Earth - Certified 100% Natural 329
Muscle Rescue - EO & FO Blend 581
Orange, Cinnamon and Clove - EO & FO Blend 744
Rainforest - Certified 100% Natural 668
Rainforest* - EO & FO Blend 592

Relaxation - EO & FO Blend 745
Rosemary Peppermint - EO & FO Blend 739
Shampure* - EO & FO Blend 585
Sinus - EO & FO Blend 583
Sleep Time - EO & FO Blend 606
Summer Honey - Certified 100% Natural 395
Sweet Bay Rose - EO & FO Blend 604
Valencia* - EO & FO Blend 593

PURE ESSENTIAL OILS

CERTIFIED - PURE - UNADULTERATED

WHOLESALE PUR ESSENTIAL OILS FOR AROMATHERAPY, SOAP MAKING, AND HANDMADE COSMETICS. AROMA THERAPISTS AND RELAXATION SPAS USE OUR ESSENTIAL OILS BECAUSE THEY TRUST THE QUALITY. WE STOCK OVER 30 OF THE MOST POPULAR CERTIFIED PURE ESSENTIAL OILS. WE DO NOT COST REDUCE, DILUTE OR CUT OUR ESSENTIAL OILS TO REDUCE THE PRICE. ALL OF OUR ESSENTIAL OILS ARE BOTTLED IN GLASS.



PURE ESSENTIAL OILS

100% PURE NATURAL ESSENTIAL OILS

Anise EO - Certified 100% Pure 720
Bergamot EO - Certified 100% Pure 731
Bitter Almond - Certified 100% Natural 587
Cedarwood EO- Certified 100% Pure 135
Cinnamon Leaf EO- Certified 100% Pure 702
Citronella EO - Certified 100% Pure 703
Clove Bud EO- Certified 100% Pure 704
Eucalyptus (80/82) EO - Certified 100% Pure 705

Eucalyptus (80/85) EO - Certified 100% Pure 142
Fir Needle EO- Certified 100% Pure 726
Geranium EO- Certified 100% Pure 732
Ginger EO- Certified 100% Pure 724
Grapefruit (Pink) EO - Certified 100% Pure 141
Grapefruit (White) EO - Certified 100% Pure 706
Lavandin EO- Certified 100% Pure 576
Lavender 30/32 EO- Certified 100% Pure 100
Lavender 40/42 EO- Certified 100% Pure 139
Lemon EO- Certified 100% Pure 140
Lemon Eucalyptus EO - Certified 100% Pure 598
Lemongrass EO- Certified 100% Pure 138
Lime EO- Certified 100% Pure 708
Litsea Cubeba EO- Certified 100% Pure 709

Orange (15x Clear) EO - Certified 100% Pure 602
Orange (Blood) EO - Certified 100% Pure 710
Orange (Sweet) EO - Certified 100% Pure 134
Patchouli EO - Certified 100% Pure 711
Peppermint (Natural) EO - Certified 100% Pure 712
Peppermint (Redist) EO - Certified 100% Pure 699
Rosemary EO - Certified 100% Pure 714
Spearmint EO - Certified 100% Pure 713
Tangerine EO - Certified 100% Pure 727
Tea Tree EO - Certified 100% Pure 136
Wintergreen EO - Certified 100% Pure 597
Ylang Ylang III EO - Certified 100% Pure 719

ONE-STOP SHOP FOR PACKAGING SUPPLIES

BOTTLES, JARS, TINS & LIP TUBES IN ALL COLORS, SHAPES & SIZES



EVERYTHING YOU NEED FOR YOUR BATH & BODY LINE

WSP carries a regular line of plastic and glass bottles and jars in popular sizes and shapes so that the bottles you need are always in stock for your regular product line.



“Just gorgeous! These are crystal clear and are excellent for colored liquid soaps. Awesome product that is now a permanent fixture in my line!”



4 oz Clear Boston Round Plastic Bottle
Customer Review - Jennifer, 9/2006

PLASTIC BOTTLES & TOPS

PLASTIC BOTTLES IN MANY SHAPES, COLORS & SIZES

WHOLESALE SUPPLIES PLUS CARRIES A LINE OF NEARLY A HUNDRED BOTTLES AND TOPS FOR CUSTOMERS THAT CREATE HANDMADE LIQUID SOAPS, LOTIONS, SPRAYS AND SCRUBS THAT NEED TO BE PACKAGED IN SEALED BOTTLES.

PLASTIC BOTTLES

15 ml Natural LDPE Boston Round - 15/415
15 ml Standard Natural LDPE Malibu
50 ml Clear & White PET Foamer
75 ml Clear & White PET Foamer
1 oz Clear Cosmo Oval Plastic Bottle
1 oz Clear Cylinder Round Plastic Bottle
1 oz Clear Rectangle Plastic Bottle
1 oz Clear Round Bullet Plastic Bottle
1 oz Frosted Airless Pump, Bottle & Top
1 oz Green Round Bullet Plastic Bottle
1 oz Natural Boston Round Plastic Bottle
1 oz Natural Cylinder Plastic Bottle
1 oz White Round Bullet Plastic Bottle
2 oz Amber Boston Round Plastic Bottle
2 oz Amber Bullet Plastic Bottle
2 oz Amber Cosmo Oval Plastic Bottle
2 oz Black Bullet Plastic Bottle
2 oz Black Cylinder Round Plastic Bottle
2 oz Blue Bullet Plastic Bottle - 20/410
2 oz Blue Cosmo Oval Plastic Bottle
2 oz Clear Boston Round Plastic Bottle
2 oz Clear Cosmo Oval Plastic Bottle
2 oz Clear Cylinder Round Plastic Bottle
2 oz Clear Round Bullet Plastic Bottle
2 oz Green Bullet Plastic Bottle
2 oz Natural Boston Round Plastic Bottle
2 oz Natural Cylinder Round Plastic
2 oz Standard Malibu Tottle Bottle
2 oz White Bullet Plastic Bottle
3.5 oz Natural Airless Pump Set
4 oz Amber Boston Round Plastic Bottle
4 oz Amber Bullet Plastic Bottle - 20/410
4 oz Amber Cosmo Oval Plastic Bottle
4 oz Black Bullet Plastic Bottle - 20/410
4 oz Black Cylinder Round Plastic Bottle
4 oz Blue Bullet Plastic Bottle
4 oz Blue Cosmo Oval Plastic Bottle
4 oz Clear Boston Round Plastic Bottle
4 oz Clear Cosmo Oval Plastic Bottle -
4 oz Clear Cylinder Round Plastic Bottle
4 oz Clear Round Bullet Plastic Bottle
4 oz Clear Round Bullet Plastic Bottle
4 oz Green Bullet Plastic Bottle - 20/410
4 oz Natural Boston Round Plastic Bottle
4 oz Natural Cylinder Round Plastic
4 oz Standard Malibu Tottle 22/400 1.5"
4 oz White Bullet Plastic Bottle - 20/410
5 oz Natural Airless Pump, Bottle & Top
6 oz Natural Boston Round Plastic Bottle
8 oz Amber Boston Round Plastic Bottle
8 oz Amber Bullet Plastic Bottle - 24/410
8 oz Amber Cosmo Oval Plastic Bottle
8 oz Black Bullet Plastic Bottle - 24/410
8 oz Black Cylinder Round Plastic Bottle
8 oz Blue Bullet Plastic Bottle - 24/410
8 oz Blue Cosmo Oval Plastic Bottle
8 oz Clear Boston Round Plastic Bottle
8 oz Clear Cosmo Oval Plastic Bottle
8 oz Clear Cylinder Round Plastic Bottle
8 oz Clear Keuka Bottle Plastic Bottle
8 oz Clear Modern Boston Bottle
8 oz Clear Modern Round Plastic Bottle
8 oz Clear PET Honey Bear Bottle
8 oz Clear Round Bullet Plastic Bottle
8 oz Green Bullet Plastic Bottle
8 oz Natural Boston Round Plastic Bottle
8 oz Natural Cylinder Round Plastic
8 oz Pink Bullet Plastic Bottle - 24/410
8 oz Purple Bullet Plastic Bottle - 24/410
8 oz White Bullet Plastic Bottle - 24/410
8.5 oz Amber Table Top Bottle
8.5 oz Clear Table Top Bottle
16 oz Clear Round Bullet Plastic Bottle
16 oz Natural Cylinder Round Bottle
64 oz - 1/2 Gallon Natural Jug 38/400
0.75 oz Natural Twist-up Tube & Top
1 oz. Natural LDPE Cylinder Round Bottle
128 oz - 1 Gallon Natural Jug
8 oz Natural Modern Boston Bottle

BOTTLE TOPS , CAPS & LIDS

15/415 Black Smooth Basic Top Cap
15/415 White Smooth Flip Top Cap
20/410 Black & Natural Yorker Twist Open Top
20/410 Black Petite Treatment Pump Top - Clear Cap
20/410 Black Ribbed Basic Top Cap - F217 Liner
20/410 Black Ribbed Sprayer Top - Clear Cap
20/410 Black Smooth Disc Top Cap
20/410 Natural Plastic Bottle Orifice Reducer
20/410 Natural Ribbed Sprayer Top - Clear Cap
20/410 Natural Smooth Disc Top Cap
20/410 White Petite Treatment Pump Top - Clear Cap
20/410 White Ribbed Basic Top Cap - F217 Liner
20/410 White Ribbed Sprayer Top - Clear Cap
20/410 White Smooth Disc Top Cap
22/400 Black Flip Top Cap - 1.5 inch
22/400 Black Flip Top Cap - 2.0 inch
22/400 Natural Flip Top Cap - 1.5 inch
22/400 Natural Flip Top Cap - 2.0 inch
22/400 White Flip Top Cap - 1.5 inch
22/400 White Flip Top Cap - 2.0" (Scrub Opening)
24/410 Black & Natural Yorker Twist Open Top
24/410 Black Ribbed Basic Top Cap - F217 Liner
24/410 Black Ribbed ELITE Pump Top
24/410 Black Ribbed Sprayer Top - Clear Cap
24/410 Black Smooth Basic Top - F217 Liner
24/410 Black Smooth Disc Top Cap
24/410 Natural Mini Trigger Sprayer
24/410 Natural Plastic Bottle Orifice Reducer
24/410 Natural Ribbed ELITE Pump
24/410 Natural Ribbed Sprayer & Clear Cap
24/410 Natural Smooth Disc Top
24/410 White & Silver Metal Sprayer & Clear Cap
24/410 White Ribbed Basic Top - F217 Liner
24/410 White Ribbed ELITE Pump Top
24/410 White Ribbed Sprayer & Clear Cap
24/410 White Smooth Basic Top Cap
24/410 White Smooth Disc Top Cap
28/400 Phenolic Black Top Cap - Polycone Liner

JARS & TOPS

A VARIETY OF SHAPES, COLORS & SIZES

WHOLESALE SUPPLIES PLUS ALLOWS YOU TO CUSTOMIZE YOUR LINE. THEY SUPPLY THE MOST POPULAR PLASTIC JARS AND TOPS FOR THEIR CUSTOMERS THAT CREATE BEAUTIFUL HANDMADE LOTIONS, SALTS, AND SCRUBS.

PLASTIC JARS

1/2 oz Clear PET Basic Plastic Jar - 33/400
1/4 oz LDPE Polycon - Black
1/4 oz LDPE Polycon - Natural
1/4 oz LDPE Polycon - White
1/4 oz White Double Wall Jar - 33/400
1 oz Clear PET Basic Plastic Jar - 38/400
2 oz Black Double Wall Plastic Jar - 58/400
2 oz Clear Basic Plastic Jar - 48/400
2 oz Clear Heavy Wall Plastic Jar - 58/400
2 oz White Double Wall Plastic Jar - 58/400
2 oz White LOW PROFILE Plastic Jar - 70/400
2 oz White Plastic Jar - 58/400 (Surplus)
3 oz Natural LOW PROFILE Plastic Jar & Top
4 oz Amber Basic Plastic Jar - 58/400
4 oz Black Double Wall Plastic Jar - 70/400
4 oz Blue Basic Plastic Jar - 58/400
4 oz Clear Basic Plastic Jar - 58/400
4 oz Clear Heavy Wall Plastic Jar - 70/400
4 oz Clear Powell Oval Plastic Jar - 58/400
4 oz Green Basic Plastic Jar - 58/400
4 oz White Basic Plastic Jar - 58/400
4 oz White Double Wall Plastic Jar - 70/400
16 oz Natural Ice Cream Tub & Natural Lid Set
16 oz White Ice Cream Tub & White Lid Set
8 oz Amber Basic Plastic Jar - 70/400
8 oz Black Double Wall Plastic Jar - 89/400
8 oz Blue Basic Plastic Jar - 70/400
8 oz Clear Basic Plastic Jar - 70/400
8 oz Clear Heavy Wall Plastic Jar - 89/400
8 oz Clear Powell Oval Plastic Jar - 70/400
8 oz Green Basic Plastic Jar - 70/400
8 oz White Basic Plastic Jar - 70/400
8 oz White Double Wall Plastic Jar - 89/400
16 oz Clear Basic Plastic Jar - 89/400
4 oz Natural Classic Plastic Jar - 71 mm Top
6.5 oz Natural LOW PROFILE Jar and Top

TOPS FOR JARS

33/400 Black Ribbed Basic Top Cap - F217 Liner
33/400 Phenolic Black Top Cap - Polycone Liner
33/400 White Dome Basic Top Cap - F217 Liner
33/400 White Ribbed Basic Top Cap - F217 Liner
33/400 White Straight Basic Top Cap - F217 Liner
38/400 Black Ribbed Basic Top Cap - F217 Liner
38/400 Gallon Jug Pump
38/400 Phenolic Black Top Cap - Polycone Liner
38/400 White Ribbed Top Cap - F217 Liner
38/400 White Straight Top Cap - F217 Liner
40 mm Table Top Foamer Pump Top - BLACK
40 mm Table Top Foamer Pump Top - WHITE
43/400 Black Ribbed Top Cap - F217 Liner
43/400 White Ribbed Top Cap - F217 Liner
48/400 Black Ribbed Top Cap - F217 Liner
48/400 White Ribbed Top Cap - F217 Liner
48/400 White Straight Top Cap - F217 Liner
58/400 Black Dome Top Cap - F217 Liner
58/400 Black Ribbed Top Cap - F217 Liner
58/400 Black Straight Top Cap - F217 Liner
58/400 Silver Metal Basic Top Cap - Foam Liner
58/400 White Dome Top Cap - F217 Liner
58/400 White Ribbed Top Cap - F217 Liner
58/400 White Straight Top Cap - F217 Liner
70/400 Black Dome Top Cap - F217 Liner
70/400 Black Ribbed Top Cap - F217 Liner
70/400 Black Straight Top Cap - F217 Liner
70/400 Silver Metal Basic Top Cap - Foam Liner
70/400 White Dome Top Cap - F217 Liner
70/400 White Ribbed Top Cap - F217 Liner
70/400 White Straight Top Cap - F217 Liner
71 mm Natural Top Cap - No Liner
89/400 Black Dome Top Cap - No Liner
89/400 Black Ribbed Top Cap - F217 Liner
89/400 Black Straight Top Cap - F217 Liner
89/400 White Dome Top Cap - F217 Liner
89/400 White Ribbed Top Cap - F217 Liner
89/400 White Straight Top Cap - F217 Liner

CLAMSHELLS, BATH BOMB MOLDS & SOAP CUPS

SOAP CLAMSHELLS - SOAP CUPS - BATH BOMB MOLDS



CRAFTER'S CHOICE® CLAMSHELLS

Basket Weave Clamshell
Bath Bomb Ball Mold - 1.75" diameter (2 pc set)
Bath Bomb Ball Mold - 2.75" diameter (2 pc set)
Bee & Honeycomb Clamshell
Break-A-Way Clamshell
Celtic Heart Clamshell
Celtic Oval Clamshell
Celtic Rectangle Clamshell
Clamshell with Hinged Lid - 6 Small Cubes
Clamshell with Hinged Lid - 6 Medium Squares
Gingerbread Rectangle Clamshell
Lighthouse Rectangle Clamshell
Palm Tree Rectangle Clamshell
Plain Heart Clamshell
Plain Oval Clamshell
Plain Rectangle Clamshell
Snowflake Oval Clamshell
Soap Cup - Rectangle
Soap Cup - Round
Victorian Heart Clamshell
Victorian Oval Clamshell
Victorian Rectangle Clamshell
Wedding Rings Clamshell

"Fantastic product! So easy to use!"



Plain Rectangle Clamshell
Customer Review - Kimberly 6/2004



CRAFTER'S CHOICE® SOAP CUPS

Crafters Choice™ Soap Cup - Rectangle
Crafters Choice™ Soap Cup - Round

"Perfect size! Love these! These cups are so convenient. They make the process so quick and easy! Product ideas are endless."



Soap Cup - Round
Customer Review - Sharon, 5/2014



CRAFTER'S CHOICE® BATH BOMB MOLD

Bath Bomb Ball Mold - 1.75" diameter (2 pc set)
Bath Bomb Ball Mold - 2.75" diameter (2 pc set)

"In a word, awesome. My bath bombs came out perfectly. Because they can stay in the mold while hardening, they didn't develop warts. And the best part is, they pop right out - no sticking whatsoever."



Bath Bomb Ball Mold - 2.75" Diameter (2 PC Set)
Customer Review - Barbara, 3/2014

SPECIALTY PACKAGING, BAGS & WRAP

BAGS - SHRINK WRAP - RIBBONS - SOAP BOXES

WHOLESALE SUPPLIES PLUS OFFERS A BROAD SELECTION OF ORGANZA, MUSLIN, CELLO AND SHRINK WRAP BAGS. SPECIALTY PACKAGING ITEMS SUCH AS PRESS AND SEAL LINERS, CRINKLE PAPER, SHRINK WRAP BANDS AND RIBBONS. ARE INCLUDED IN THEIR EXTENSIVE PACKAGING LINE.

BAGS, WRAP ETC

Embed Paper for Soap (Water Soluble Paper)
Muslin Drawstring Bags - Large 5 x 7
70 mm Clear Disc Jar Liner (Flat)
Bath Tea Bags (2.5" x 2.5")
Bath Tea Bags (5" x 3.75")
Black Curling Ribbon
Brown Curling Ribbon
Burgundy Curling Ribbon
Citrus Green Curling Ribbon
Clear Poly - Zip Close Bags 3 x 4
Clear Poly - Zip Close Bags 4 x 4
Clear Poly - Zip Close Bags 5 x 7
Clear Poly - Zip Close Bags 8 x 10
Clear Poly - Zip Close Bags 8 x 12
Clear Poly Bags - 10" x 3" (50 bags/pack)
Clear Poly Bags - 11" x 5" x 3" (20 bags/pack)
Clear Poly Bags - 4.75" x 3" (100 bags/pack)
Clear Poly Bags - 6" x 3.75" (100 bags/pack)
Clear Poly Bags - 9" x 4" x 2" (30 bags/pack)
Clear Poly Bags 14 x 20
Crinkled Paper Filler - Brown
Crinkled Paper Filler - Green (Sage)
Crinkled Paper Filler - Ivory
Crinkled Paper Filler - Pink (Bright)
Handcrafted Seal/Label - Gold Embossed
Heat Seal Sample Packet - Silver, 2 x 4.75 inches
Heat Seal Travel Packet - Silver, 3 x 5 inches
Heat Seal Zip Close Bag - Silver Front & Back
Kraft Window Tin Tie Bag - 1/2 Pound (Medium)
Lip Tube Arched Display Box - (NATURAL COLOR)
Lip Tube Arched Display Box - (WHITE COLOR)
Mold Bag Liner - Fits In Long Wood Soap Mold
Muslin Drawstring Bags - Traditional 4 x 6
Natural Frost Handled Bag (12" x 15")
Natural Frost Handled Bag (9" x 12")
Natural Raffia
Orange Curling Ribbon
Organza Bag - Black (4" x 3")
Organza Bag - Black (6.5" x 5")
Organza Bag - Black (9" x 5.5")
Organza Bag - Gold (4" x 3")

Organza Bag - Gold (6.5" x 5")
Organza Bag - Gold (9" x 5.5")
Organza Bag - Ivory (4" x 3")
Organza Bag - Ivory (6.5" x 5")
Organza Bag - Ivory (9" x 5.5")
Organza Bag - Lavender (4" x 3")
Organza Bag - Lavender (6.5" x 5")
Organza Bag - Lavender (9" x 5.5")
Organza Bag - Light Blue (4" x 3")
Organza Bag - Light Blue (6.5" x 5")
Organza Bag - Light Blue (9" x 5.5")
Organza Bag - Pink (4" x 3")
Organza Bag - Pink (6.5" x 5")
Organza Bag - Pink (9" x 5.5")
Organza Bag - White (4" x 3")
Organza Bag - White (6.5" x 5")
Organza Bag - White (9" x 5.5")
Pink Curling Ribbon
Premium Glassine Bags (2 3/4" x 4 1/4")
Premium Glassine Bags (4 1/2" x 6 3/4")
Premium Glassine Bags (5 1/2" x 7 3/4")
Press & Seal Liner - 20mm
Press & Seal Liner - 22mm
Press & Seal Liner - 24mm
Press & Seal Liner - 33mm
Press & Seal Liner - 38mm
Press & Seal Liner - 48mm
Press & Seal Liner - 58mm
Press & Seal Liner - 70 mm
Press & Seal Liner - 89 mm
Purple Curling Ribbon
Red Curling Ribbon
Royal Blue Curling Ribbon
Semi Clear Handled Bag (12" x 7" x 22")
Shredded Wood Excelsior
Zip Pouch - Black with Window
Zip Pouch - White with Window
Zip Pouch: 1 oz. Clear Side & Silver Side
Zip Pouch: 16 oz. Clear Side & Silver Side
Zip Pouch: 2 oz. Clear on Both Sides

SHRINK WRAP BAGS

Shrink Wrap Flat Bags - 4 x 6
Shrink Wrap Flat Bags - 6 x 11
Shrink Wrap Flat Bags - 6 x 6

SHRINK WRAP BANDS

Shrink Wrap Bands - 20 x 82 (Slim Lip Tube)
Shrink Wrap Bands - 28 x 63 (Round Lip Tube)
Shrink Wrap Bands - 28 x 70 (Oval Lip Tube)
Shrink Wrap Bands - 35 x 90
Shrink Wrap Bands - 40 x 40
Shrink Wrap Bands - 50 x 55
Shrink Wrap Bands - 57 x 55
Shrink Wrap Bands - 65 x 55
Shrink Wrap Bands - 80 x 55
Shrink Wrap Bands - 95 x 55
Shrink Wrap Bands - 102 x 102 (Soap Band)
Shrink Wrap Bands - 115 x 55
Shrink Wrap Bands - 120 x 55
Shrink Wrap Bands - 135 x 55
Shrink Wrap Bands - 155 x 55
Shrink Wrap Bands - 170 x 55

CRYSTAL CELLO BAGS

Premium Crystal Cello Bags (12" x 6" - Cone)
Premium Crystal Cello Bags (2.5" x 2" x 6")
Premium Crystal Cello Bags (3.5" x 2" x 7.5")
Premium Crystal Cello Bags (4" x 2" x 9")
Premium Crystal Cello Bags (4" x 2.5" x 10.25")
Premium Crystal Cello Bags (4.75" x 6.75")
Premium Crystal Cello Bags (5" x 3" x 11.5")

SPECIALTY PACKAGING SUPPLIES

METAL TINS - LIP TUBES - METAL & GLASS BOTTLES

WHOLESALE SUPPLIES PLUS RECOGNIZES THAT YOU HAVE A UNIQUE PRODUCT LINE AND YOU WANT UNIQUE PACKAGING. THIS IS WHY THEY REGULARLY CARRY SPECIALTY LIP TUBES, COLORFUL CAPS, UNIQUE TINS, SPECIALTY BOTTLES, AIRLESS PUMP BOTTLES AND SPECIALTY JARS.

SPECIALTY PACKAGING

2 ml Clear Square Jar with Clear Top
1/4 oz Clear Hinged Compact
1/4 oz Clear Pot & Clear Screw Top
4 ml Natural Plastic Roll On Bottle Natl Top
5 ml Frosted Plastic Roll On Bottle Natl Top
1/2 oz Clear Pot & Clear Screw Top
1/3 oz Clear Jar with Black Top
1/3 oz Clear Jar with Natural Top
1/3 oz Clear Jar with White Top
10 ml Clear Plastic Bottle, Sprayer, Cap Top
15 ml Clear Plastic Bottle and Roller White Cap
1.7 oz Natural Airless Pump, Bottle & Top Set
0.07 oz Lip Tube & Cap - NATURAL, SLIM ROUND
0.15 oz Lip Tube & Cap - NATURAL, OVAL
0.15 oz Lip Tube & Cap - WHITE, OVAL
0.15 oz Lip Tube Only - BLACK, ROUND
0.15 oz Lip Tube Only - NATURAL, ROUND
0.15 oz Lip Tube Only - WHITE, ROUND
1 oz Clear Push Up Sticks & Tops
1.5 x 6" Clear PETG Tube with White Cap
128 oz (1 gallon) White Bucket & Lid with Gasket
2 oz Natural Twist-up Tube & Top
2.25 oz White Lotion Bar Tube & Top - Dial Up
5 oz Paper Powder Shaker Container - White
Glass Packer - Large
Glass Packer - Small
Lip Tube Individual Box - (WHITE COLOR)
Silver Aluminum Bullet - 2.5 oz (24/410)
Silver Aluminum Bullet - 4 oz (24/410)
White Bucket & Lid with Gasket - 3.5 gallon
White Handled Pail & Tab Lid - 1 gallon

SPECIALTY TOPS

Black Cap for 7 ml Clear Glass Roll On Bottle
Cap for Lip Tube - Black, Round
Cap for Lip Tube - Natural, Round
Cap for Lip Tube - White, Round
Surplus - Cap for Lip Tube - Bright Pink, Round
Surplus - Cap for Lip Tube - Dk Red, Round
Surplus - Cap for Lip Tube - Tan, Round
White Cap for 7 ml Clear Glass Roll On Bottle

TINS

0.25 oz Lip Slide Tin Set - Silver
0.5 oz Silver Shallow Metal Tin Assembled Set
1 oz Silver Shallow Metal Tin Assembled Set
2 oz Silver Shallow Metal Tin Assembled Set
4 oz Silver Shallow Metal Tin Assembled Set

GLASS BOTTLES

1 oz Clear Glass Boston Round - 20/400
7 ml Glass Bottle, Metal Roller Ball - Black
7 ml Glass Bottle, Plastic Roller - Black
7 ml Glass Bottle, Plastic Roller - White
2 oz Amber Glass Wide Mouth Bottle
4 oz Clear French Square Glass Bottle
8 oz Clear French Square Glass Bottle
16 oz Clear French Square Glass Bottle



SAVE WHEN YOU BUY AS A STARTER KIT

STARTER KITS MAKE IT EASY. IT'S THAT SIMPLE.

STARTER KITS ARE AN EASY WAY TO TRY NEW RECIPES. THE EASY TO FOLLOW DIRECTIONS HELP CUSTOMERS OBTAIN SUCCESS. BE INSPIRED TO TRY SOMETHING NEW TODAY!

FUN & EASY KIT LOOKS GOOD ENOUGH TO EAT

THESE SOAPS ARE FUN & EASY TO MAKE. CHANGE THE FRAGRANCE & COLORS TO CUSTOMIZE YOUR FINAL PRODUCT.

GLITTERY PARTY CUPCAKES SOAP STARTER KIT

"Great kit, these turned out great! Everyone loves them and mistakes them for the real thing. The icing was easier than i thought to pipe. The fragrance is great. Great kit for the price."

Customer Review - Chris, 5/2014



*HUNDREDS OF STARTER KITS & FREE RECIPES
ONLINE AT WHOLESALESUPPLIESPLUS.COM*

FUN & HELPFUL STARTER KITS

BAR SOAPS - SOAP LOAFS - PET KITS - HOME CARE KITS

STARTER KITS USE OUR MOST POPULAR SUPPLIES TO CREATE OUTSTANDING PRODUCTS.

SOAP MAKING KITS

A Single Rose Soap Making Kit
Abalone & Sea Shells Soap Making Kit
Acorn & Cinnamon Sticks Soap Making Kit
Americana Stars Soap Pop Kit
Anchors Away Americana Soap Making Kit
Apple Balsam Pine Tree Soap Loaf Kit
Apple Brown Betty Soap Loaf Kit
Artistic First Snow Soap Tray Mold Kit
Artistic Perfect Pumpkin Soap Kit
Baby Ducks Soap Making Kit
Bath Tea Guest Soap Making Kit
Be My Valentine Soap Making Kit
Bed of Roses Loaf Soap Making Kit
Beer Soap Pop Making Kit
Birthday Party Ducks Soap Making Kit
Black Tie Soap Making Kit
Blades of Grass Gridiron Soap Making Kit
Blank Canvas Soap Making Kit
Blue Heart Soap Bar Kit
Calendula Sun Soap Making Kit
Candy Corn Soap Making Kit (in clamshell)
Candy Shop Soap Pop Kit
Candy Swirl Lollipop Soap Making Kit
Celebration Loaf Soap Loaf Kit
Celtic Rectangle Soap Making Kit
Champagne at Midnight Soap Making Kit
Champagne Soap Loaf Kit
Chocolate Truffles Bar Soap Making Kit
Chunky Ocean Rain Soap Making Kit
Chunky Pink Berry Mimosa Soap Kit
Class of 2013 Soap Making Kit
Coconut Milk & Luffa Soap Loaf Kit
Coffee Mocha Loaf Soap Making Kit
Confetti Guest Soap Loaf Kit
Curlz and Stars Soap Loaf Kit
Easter Cross Soap Making Kit
Easter Eggs in Basket Soap Making Kit
Easter Eggs with Embed Paper Soap Kit
Elegant Holiday Soap Loaf Kit
Embedded White Calla Lillies Soap Kit
Fall Luffa Soap Making Kit
Fish in a Dish Soap Making Kit
Fisherman Soap Making Kit
Flower Power Apricot Scrubby Soap Kit
Fluorescent Neon Layers Soap Loaf Kit
Football Soap Making Kit
Gingerbread Man Pop Soap Making Kit

Glitter and Glam Soap Making Kit
Glittery Party Cupcakes Soap Making Kit
Graduation Cap Soap Making Kit
Green Beer & Clover Leaf Soap Loaf Kit
Gym Bag Soap Making Kit - Single Use
Halloween Ducks Soap Making Kit
Heart Wedding Rings Soap Making Kit
Hearts and Clovers Soap Loaf Kit
Holiday Ducks Soap Making Kit
Holiday Gift Box Soap Kit
Hoot Owl Soap Making Kit
Iced Tea Soap Loaf Kit
Inspirational Soap Bar Kit
Japanese Cherry Blossom Soap Kit
Kids Critter MP Soap Making Kit
Kitchen Scrubbie MP Soap Making Kit
Lemon Sugar Soap Making Kit
Leprechaun's Gold Soap Loaf Kit
Margarita Lime Soap Loaf Kit
Melon Cupcakes Soap Making Kit
Mens Clay and Tea Tree Soap Kit
Mens Shave Soap Making Kit
Mens Travel Shave Soap Making Kit
Mustache Soap Making Kit
My Teens Favorite Bar Soap Making Kit
Neapolitan Soap Pop Kit
Neopolitan Ice Cream Loaf Soap Kit
Oatmeal Scrubby Soap Making Kit
Ombre Bunny Guest Soap Kit
Pamper Me Pedicure (Blue) Soap Kit
Pamper Me Pedicure (Green) Soap Kit
Pamper Me Pedicure (Orange) Soap Kit
Pamper Me Pedicure (Red) Soap Kit
Paw Prints and Footballs Soap Kit
Pet Paws Soap Making Kit
Photo Frame Soap Making Kit
Pink Berry Mimosa Cupcake Soap Kits
Pink Ribbon Bar Soap Kit
Poppy Flowers Soap Making Kit
Pot O' Gold Soap Making Kit
Purple Calla Lily Soap Cakes Kit
Raindrop Soap Loaf Kit
Rainy Day Soap Making Kit
Reindeer Ducks Soap Making Kit
Retro Bicycle Soap Making Kit
Rustic Wedding Favors Soap Kit
Santa's Tree Farm Soap Kit

School Books Soap Kit
School Chalkboard Eraser Soap Kit
School Ruler & Eraser Soap - Guest Bar Kit
Scrabble Tiles Soap Favor Kit
Sea Glass Guest Soap Making Kit
Sea Glass Soap Loaf Kit
Snow Balls Soap Making Kit
Snow Cone Soap Loaf Kit
Snow Globe Soap Kit
Soap Frosting Starter Kit
Spa Duck Soap Making Kit
Sport Ball Embed Paper Soap Making Kit
Star and Curls Tree Soap Loaf Kit
Summer Fruit Soap Pop Kit
Sunny Day Flip Flops Soap Making Kit
Team Jersey Soap Making Kit
Tree with Falling Snow Soap Loaf Kit
Under the Sea 3D Soap Making Kit
Valentine Kiss Me Frogs Soap Making Kit
Valentine Mini Ducks Soap Making Kit
Valentine Sugar Cookies Soap Making Kit
Valentine Whoopie Pies Soap Making Kit
Very Merry Cranberry Tree Soap Loaf Kit
Watermelon Slice Soap Loaf Kit
Wedding Gift Box Soap Kit

HOME CARE KITS

Gingham Apple Air Freshener Wax Tart Kit
Harvest Ale Air Freshener Wax Tart Kit
Kitchen Scrubbie MP Soap Making Kit
Multi-Purpose Cleaning Spray/Hand Wash
Room and Carpet Refresher Kit

PET KITS

Dog Bone Pet Shampoo Bar
Nose & Paws Lotion Bar Kit
Pampering Pet Set Kit
Pet Paws Soap Making Kit
Pet Shampoo Kit
Pet Spritz Kit

SPECIALTY SOAP KIT

Soap Frosting Starter Kit

BATH & BODY STARTER KITS

LOTION - EXFOLIANTS - FACE MASKS - LIQUID SOAPS

PAMPER YOURSELF WITH A NEW STARTER KIT.

BATH & BODY KITS

After Sports Waterless Hand Cleaner Kit
After-Shave Gel Kit
All Natural (From Scratch) Lip Balm Kit
All Natural Pink Grapefruit Lip Balm Kit
Amber Romance Bath Splash Kit
Apple Cider Lotion Making Kit
Aromatherapy Lotion Bar Kit
Athletic Moisturizing Balm Making Kit
Basic Lotion Making Kit
Bath Salts with Botanicals Kit
Bath Tea with Spa Salts Kit
Bath Tub Paints Kit
Beach Bag Travel Set Kit
Beach Bag Travel Set Kit
Beach Bag Travel Set Kit
Beach Butter Balm Kit
Beach Day Body Scrub Kit
Beer for Men Lotion Making Kit
Belly Balm Lotion Bar Kit
Black Raspberry Vanilla Body Wash Kit
Blueberry Bath Whip Making Kit
Blushing Body Butter Kit
Body Glitter Gel Kit
Body Spray Kit - Do Not Bug Me
Callus Cream Hand Care Kit
Carrot Extract Facial Cleanse & Polish Kit
Champagne Kisses Body Wash Kit
Chocolate Mint Lip Gloss Kit
Coconut Milk & Lavender Bath Salt Kit
Cool Menthol Foot Scrub Kit
Cool Menthol Foot Scrub Kit
Cooling Cucumber Face Mask Kit
Cotton Candy Emulsified Sugar Scrub Kit
Cotton Candy Shaving Cream Kit
Cranberry Lip Scrub and Body Butter Kit
Cranberry Thumbprint Cookie Bath Tart Kit
Creamy Berry Lip Balm Kit
Cuticle Cream Kit
Cuticle Cream with Mango Butter Kit
Don't Bug Me Lotion Bar Kit
Easter Carrot Bath Salt Kit
Endless Love Shower Gel Kit
Face Cream with White Tea Extract Kit
Fifty Shades (Alcohol Free) Cologne Kit
Flip Flop Heel Helper Lotion Bar Kit

Flip Flop Heel Helper Lotion Bar Kit
Flower with Rose Petals Bath Fizzie Kit
Foaming Cranberry Hand Soap Kit
Foaming Fun for Kids Soap Kit
Foaming Soy Milk Bath Kit
Fresh Lemonade Body Wash
Gentle Orange Face Wash with Scrub
Goat Milk Lotion Kit
Golfers Lotion Making Kit
Green Tea Butter Lotion Kit
Hair Conditioner Kit
Hair Serum - Split End & Shine Kit
Hair Shampoo Kit
Heart Cupcake Bath Fizzie Kit
Hemp Lotion (from scratch) Kit
His & Hers Body Wash Kit
Holiday Body Care Gift Set Kit
Ice Cream Sundae Scrub Kit
Lavender Lotion Bar Kit
Lavender Rose Bath Fizzie Making Kit
Leave In Spray Hair Conditioner Kit
Lemongrass Body Wash for Men Kit
Liberty Lip Balm Making Kit
Locker Room Foot Powder Making Kit
Luxurious Lime Foot Soak Kit
Marshmallow Sugar Scrub Kit
Massage and Body Oil Kit
Massage Bar Making Kit
Mechanics Scrub Kit
Melon Ball Bath Fizzie Kit
Melon Cube Sugar Scrub Kit
Melon Scoop Salt Scrub Kit
Men's Cooling Face Refresher Kit
Mens Pre Shave Oil & After Shave Kit
Mustache Wax & Beard Oil Kit
Orange Ginger Bath Cookie Kit
Our Best Sugar Scrub Kit - Gingerbread
Our Best Sugar Scrub Kit - Peppermint
Our Best Sugar Scrub Kit - Vanilla
Pampered Hands Kit - 3 Recipes
Pampering Mom Bath Fizzie Kit
Peppermint Cream Massage Oil Kit
Peppermint Salt Scrub Cube Kit
Perfect Pumpkin Salt Scrub Kit
Pink Chiffon Heart Bath Melt Kit

Pink Pair Lotion & Shower Gel Kit
Pink Sugar Bath Fizzie Kit
Pre-Sun Lotion Bar Kit
Pretty Feet Lotion Stick Kit
Pretty Feet Lotion Stick Kit
Pumpkin Bath Melts Kit
Revitalizing Face Mask Kit
Robin Egg in Nest Bath Fizzie Kit
Roll On Perfume Kit - Sun and Sand
Romantic Trio Massage Oil Kit
Ruby Red Raspberry Lip Gloss Kit
Sea Salt Hair Spritz Kit
Shea Butter & Pink Grapefruit Salt Scrub Kit
Shimmer Stick Kit
Shimmery Marshmallow Fluff Lotion Making Kit
Shower and Tub Tab Kit - Muscle Rescue
Shower and Tub Tab Kit - Quiet Time
Shower and Tub Tab Kit - Sinus
Shower and Tub Tab Kit - Sleep Time
Shower and Tub Tab Kit - Stress Less
Silky Souffle Lotion Making Kit - Pink Grapefruit
Slithering Snakes Shower Gel Kit
Soap Frosting Starter Kit
Softly Silky Hair Shampoo & Conditioner Kit
Soothing Serenity Face/Body Cream Kit
Soothing Shaving Cream Kit
Spa Bath Salt Kit - Four Scents and Colors
Spiced Gum Drops Scrub Kit
Spiced Pumpkin Latte Sugar Scrub Kit
Sprayable Perfume Kit - Sun and Sand
Strawberries & Champagne Bubble Bath Kit
Striped Candy Lip Balm Kit
Sugar Leaf Lotion Bar Kit
Summer Shimmer Lotion Making Kit
Sweet Orange Lip Balm Kit
Sweetie Tarts Bath Fizzie Kit
Tropical Drink Lip Butter and Scrub Kit
Valentine Ducky Bath Fizzie Kit
Vanilla Mint Lip Balm Kit
Waterless Hand Cleaner Kit
Watermelon Bath Fizzie Pops
Whipped Chamomile Body Butter Kit
Whipped Pumpkin Butter Lotion Making Kit
Whipped Shea Butter Lotion Making Kit
Winter Wonder Lotion Bar Kit

Blush Kaolin Clay

Orange Illite Clay

Pumpkin Illite Clay

Classic Colors
COSMETIC CLAYS

Gray Illite Clay

Rhassoul Clay

Chocolate Brown Illite Clay

COLOR SAMPLER KITS

NATURAL COLORS - CLAYS - EXFOLIANTS - MICAS & MORE



SUPPORT LOCAL ARTISANS

BUY HANDMADE - WEARABLE GEAR

CUSTOMIZEABLE LINE OF T-SHIRTS AND SWEATSHIRTS TO PROMOTE THE SUPPORT OF LOCAL ARTISANS AND ENCOURAGE SHOPPERS TO BUY HANDMADE GOODS.



CUSTOMIZEABLE LINE OF WEARABLE GEAR TO PROMOTE THE HANDMADE INDUSTRY

OUR GEAR HAS OUR SPECIALTY SCREEN PRINTED DESIGN ON THE BACK AND A BLANK FRONT-SIDE SO THAT YOU CAN EMBROIDER OR SCREEN PRINT YOUR COMPANY NAME AND PROMOTE OUR CAUSE ON THE BACK.

TOOLS & ACCESSORIES

MEASURING CUPS - SOAP CUTTERS - EMBEDS & MORE

WHOLESALE SUPPLIES PLUS STRIVES TO PROVIDE A ONE-STOP SHOPPING EXPERIENCE FOR YOUR SOAP AND COSMETIC MAKING MATERIAL NEEDS. IT IS IMPORTANT TO US THAT WE PROVIDE ALL THE LITTLE THINGS THAT YOU MAY FORGET, INCLUDING THE TOOLS AND ACCESSORIES FOR YOUR DIY PROJECT.

TOOLS

Bath Bomb Ball Mold - 2.75" diameter	Pail Opener
Bath Fizzy Super Scooper	pH Test Strips - Paper Roll
Beaker - Natural Polypropylene	pH Test Strips - Plastic Strips
Cutter - Stamp & Punch Combo	Rotary Drum Pump
Decorator Pro - Stainless Steel	Safety Equipment Kit
Droppers - Plastic	Safety Glasses
Eyewash	Safety Glasses - Standard
Gloves Latex (Extra Large) - Powder Free	Scale - Digital Display (Professional)
Gloves Latex (Large) - Powder Free	Scoop - 0.15 ml (Micro Size)
Gloves Latex (Medium) - Powder Free	Scoop - 1/2 ounce
Gloves Latex (Small) - Powder Free	Scoop - Squeeze Handle (Medium)
Gloves Vinyl (Extra Large) - Low Powder	Scoop - Squeeze Handle (Small)
Gloves Vinyl (Large) - Low Powder	Soap Dish - Premium White Oak, Large
Gloves Vinyl (Medium) - Low Powder	Soap Dish - Premium White Oak, Medium
Gloves Vinyl (Small) - Low Powder	Soap Loaf Equipment Kit
Grater	Soap Loaf Equipment Kit - Mini Kit
Hairnets - 21 inch Disposable	Soap Pop Sticks
Jelly Roll Pan	Spatula - 2.3" (Curved White Plastic)
Mask - Basic Procedures	Spatula - 2.5" (Straight Black Plastic)
Mask with Exhalation Valve	Spatula - 2.5" (Straight Natural Wood)
Measuring Cup - 1 ounce, Clear Blue HDPE	Spatulas - 5.75" (Straight White Plastic)
Measuring Cup - 1 ounce, Natural HDPE	Stackable Racks
Mesh Bath Tea Ball	Straight Soap Cutter
Mini Mixer - Cordless	Thermometer - High Temperature
Mitre Box - For CC Regular Loaf	Thermometer - Infrared, Professional
Mix & Pour Funnel Pitcher	Wavy Soap Cutter

TOYS & ACCESSORIES

10 inch Luffa
5 inch Luffa
7/8 inch Luffa
Baby Shower Boy and Girl Duck Toys
Bath Tub Duck Toys
Birthday Duck Toys
Candy Sprinkles - Carnival Colors
Candy Sprinkles - Chocolate Brown
Clear Soothing Spa Mask - SURPLUS
Embed Paper for Soap (Water Soluble Paper)
Gingerbread Men (Mini) Toys
Gold Fish - Vinyl
Halloween Duck Toys
Holiday Duck Toys
Monster Duck Toys
Reindeer Duck Toys
Scoop - 1/2 ounce
Shaving Brush - Boar Bristle (Green)
Shaving Brush - Boar Bristle (Ivory)
Shaving Brush - Boar Bristle (Navy)
Snake Vinyl Toy
Soap Dish - Premium White Oak, Large Square
Soap Dish - Premium White Oak, Medium Rectangle
Spatula - 2.3" (Curved White Plastic)
Spatula - 2.5" (Straight Black Plastic)
Spatula - 2.5" (Straight Natural Wood)
Spatulas - 5.75" (Straight White Plastic)
Turtle Toys
Valentine (Mini) Duck Toys
Valentine Frog Toys - Vinyl



VOL 23 • JULY 2014

HANDMADE

LAST MONTH'S ISSUE...

FRESH PICKED • GOAT MILK • SUMMER CITRUS

READ THIS ISSUE ONLINE



READ PREVIOUS ISSUES...



FARMER'S MARKETS
July 2014



ALL-AMERICAN
June 2014



SUMMER ISSUE
May 2014



SPRING CLEANING
April 2014



EASTER & SPRING
March 2014

View more of our past issues at www.WholesaleSuppliesPlus.com/Handmade